

SMART POLICING

Data. Analysis. Solutions.

ASU Center for Violence Prevention
and Community Safety

ARIZONA STATE UNIVERSITY



Western Regional Training Workshop
Phoenix, AZ
May 3, 2013



Smart Policing: An Overview

Western Smart Policing Initiative Workshop

May 3, 2013

This project was supported by Grant No. 2009-DG-BX-K021 awarded by the Bureau of Justice Assistance. The Bureau of Justice Assistance is a component of the Office of Justice Programs, which also includes the Bureau of Justice Statistics, the National Institute of Justice, the Office of Juvenile Justice and Delinquency Prevention, and the Office for Victims of Crime. Points of view or opinions in this document are those of the author and do not necessarily represent the official position or policies of the U.S. Department of Justice.

Origins of the Smart Policing Initiative

- ❖ 40+ years of police innovation
 - ❖ COP, POP, hot spots, intelligence-led policing
- ❖ 2008-2009 Recession –
 - ❖ budget reductions; layoffs; back to the basics
- ❖ BJA releases SPI solicitation in June 2009
 - ❖ Provide support to reinforce use of effective, efficient practices; test new practices
 - ❖ Facilitate partnerships between law enforcement agencies and criminal justice scholars – build the evidence base

Smart Policing Vision

- ❖ Vision = police organizations as 'complete' organizations
 - Strategic planning
 - Science, research, planning, analysis, and evaluation
 - Utilization of technology
 - Utilization of a variety of information resources
 - Better development and utilization of intelligence
 - Collaborate comprehensively
 - The "learning organization" = transparency, feedback, dynamic

Is Smart Policing “new”?

❖ Yes and No

- Incorporates elements of:
 - POP & COP
 - Intelligence-led policing
 - Compstat
 - Strategic Approaches to Community Safety
 - Project Safe Neighborhoods
- Plus
 - Technology
 - Research for “results”: the research partner
 - Cost Benefit Analysis

Smart Policing Initiative Objectives

❖ Objectives

- ❖ Identify and fund police departments “ready” for Smart Policing, good candidates to innovate and test
- ❖ Provide comprehensive training and technical assistance (CNA)
 - National meetings
 - Webinars
 - Other Products
 - Monitor progress and difficulties (SMEs)

Smart Policing Initiative Objectives

❖ Objectives

- Publish and disseminate information about the Smart Policing sites
 - Spotlight reports
 - Police Quarterly special issue (Sept 2013)
 - Regional Workshops
- Maintain the Smart Policing website as a key vehicle for training, assistance, and dissemination
 - <http://www.smartpolicinginitiative.com>

Smart Policing Initiative in Action

- ❖ Through 2013, more than \$12.4 million in funding to 33 agencies (36 projects)
 - ❖ Big-city departments (Los Angeles, Philadelphia, Boston, Phoenix)
 - ❖ Medium-sized departments (Lowell, Glendale, Savannah, Reno)
 - ❖ Small departments (York, ME; Pullman, WA)
 - ❖ Sheriff's departments (Evans County, GA)
 - ❖ State agencies (Michigan State Police)

Smart Policing Initiative in Action

- ❖ Problems targeted are varied
 - ❖ Gun violence and street crime
 - ❖ Prescription drug abuse
 - ❖ Working with immigrant communities
 - ❖ Retail theft
 - ❖ Repeat offenders and hot spots
- ❖ Responses
 - ❖ Place and offender-based; technology-driven

Western SPI Workshop Agenda

- ❖ Reno PD
- ❖ Indio PD
- ❖ Glendale PD

- ❖ **Lunch break**

- ❖ Phoenix PD
- ❖ Los Angeles PD
- ❖ Commentary-
 - ❖ James “Chip” Coldren and Hildy Saizow



Reno Police Department & University of Nevada, Reno

University of Nevada, Reno



Prescription Fraud and Abuse

Reno Police Department &
University of Nevada, Reno

Smart Policing Initiative

Project Origin

■ January 2009

- Local 15 year old, Austin Jones, died of methadone overdose

■ June 2009

- Reno P.D. meets with Join Together Northern Nevada (JTNN) to discuss a strategy for preventing prescription abuse by teens
- Collection of Prescription Drug Seizure Data



Project Origin (Cont'd)

- BJA's Smart Policing Grant
- Grant Awarded in 2010
- Seeks Innovative Approaches
- Partnerships are Key
- Organizational Changes

Rx d
Enfo

On beh
2011

Accord
prescri
and re
felonie

OxyCo
fact, a
increas

Accord
discuss
will do

Patient
predicts
addicted
to poss

Addicti
never
to obta
inciden

The ve
drugs
and the
thought imaginable.



Single



ARIZONA NEWS FROM THE ARIZONA REPUBLIC

2 Phoenix men arrested in prescription-drug robbery in Scottsdale

by Lisa Kennell on Sep. 23, 2011, under Arizona Republic News



Two Phoenix men were arrested on suspicion of robbing a woman outside of the Apothecary Shop in Scottsdale on Thursday, Scottsdale police said Friday.

About 1:30 p.m., a 54-year-old Chandler resident was outside of the pharmacy, 9777 N. 91st St., when two men grabbed a bag containing her prescriptions and fled in a gray Ford truck, police said.

Police found the truck driving through a parking lot at 92nd Street and Shea Boulevard shortly after the robbery.

Rubino Maximiliano Bennito Francisco, 23, was arrested after he ran from the truck, police said.

Douglas Jay Franklin, 36, drove the truck until he was arrested at a traffic stop on the southbound Loop 101 and Chaparral Road, police said.

October 14, 2011

Baby Boy Dies; Was Given Pills as a Toy

By THE NEW YORK TIMES

A 13-month-old boy died after he apparently swallowed pills from a bottle of prescription drugs that his parents had given him to play with as a rattle, the authorities said on Friday.

The boy, Edwin Perocier Jr., was put in his crib in his parents' apartment, on Southern Boulevard near 156th Street, in the Bronx, about 9 p.m. on Thursday, a law enforcement official said.

One or both of the parents, Edwin Perocier, 44, and Zoraiva Santiago, 22, gave the child a bottle of Suboxone that belonged to Mr. Perocier, the official said. The medication is used to treat people who are addicted to illegal or prescription opioid drugs.

A short time later, Ms. Santiago went to check on Edwin and found the bottle open. Some of the pills had fallen out and one of them was wet. Ms. Santiago took the pills away, gave the child a bottle of milk, and went to sleep, a law enforcement official said.

At 7:45 a.m. Friday, the parents awoke and found Edwin unconscious in his crib. They called

[HOME PAGE](#)
[TODAY'S PAPER](#)
[VIDEO](#)
[MOST POPULAR](#)
[TIMES TOPICS](#)

The New York Times
Money & Politics

[WORLD](#)
[U.S.](#)
[N.Y. / REGION](#)
[BUSINESS](#)
[TECHNOLOGY](#)
[SCIENCE](#)
[HEALTH](#)

Search Health 3,000+ Topics

Report on Medicare Cites Prescription Drug Abuse

By ROBERT PEAR
Published: October 3, 2011

WASHINGTON — [Medicare](#) is subsidizing [drug abuse](#) by thousands of beneficiaries who shop around for doctors and fill [prescriptions](#) for huge quantities of painkillers and other narcotics far exceeding what any patient could safely use, Congressional investigators say in a new report.

RECOMMEND
 TWITTER
 LINKEDIN
 E-MAIL
 PRINT
 REPRINTS
 SHARE

Related

Obama Proposes \$320 Billion in Medicare and Medicaid Cuts Over 10 Years (September 20, 2011)

91 People Charged in Medicare Fraud (September 8, 2011)

Times Topic: Medicare

Related in Opinion

Op-Ed Contributor: To Save on Health Care, First Crack Down on Fraud (September 27, 2011)

The investigators, from the [Government Accountability Office](#), said Medicare officials had been slow to recognize and act on the evidence of abuse, which is to be presented at a Senate hearing on Tuesday.

“Our analysis found that about 170,000 Medicare beneficiaries received prescriptions from five or more medical practitioners” for 14 types of drugs that are frequently abused, said Gregory D. Kutz, director of forensic audits and special investigations at the accounting office.

The medications were obtained through Part D of Medicare, which provides coverage for prescription drugs. The drugs most commonly abused by Medicare beneficiaries included powerful prescription painkillers like oxycodones and hydrocodone products. Oxycodones include OxyContin and Percocet.

In one case described in the report, a Medicare beneficiary in Georgia received a 150-day supply of oxycodone in just 27 days by obtaining seven prescriptions from four doctors. Over the course of a year, the woman received prescriptions for a total of 3,655 oxycodone pills (a 1,679-day supply) from 58 different prescribers, and she filled them at more than 40 pharmacies.

In another case, a California man received prescriptions for a total of 1,397 fentanyl patches and pills (a 1,758-day supply) from 21 different prescribers in a year. In a third case, a Texas beneficiary received prescriptions for a total of 4,574 hydrocodone pills (a 994-day supply) from 25 different doctors.

Nature of Problem

1. Overprescribing of legitimate pills
2. Doctor Shopping for illegitimate pills
3. Script forgery / pharmacy fraud for illegitimate pills
4. Violent crimes against pharmacies
5. Residential burglaries for pills
6. Street drug markets

Analysis

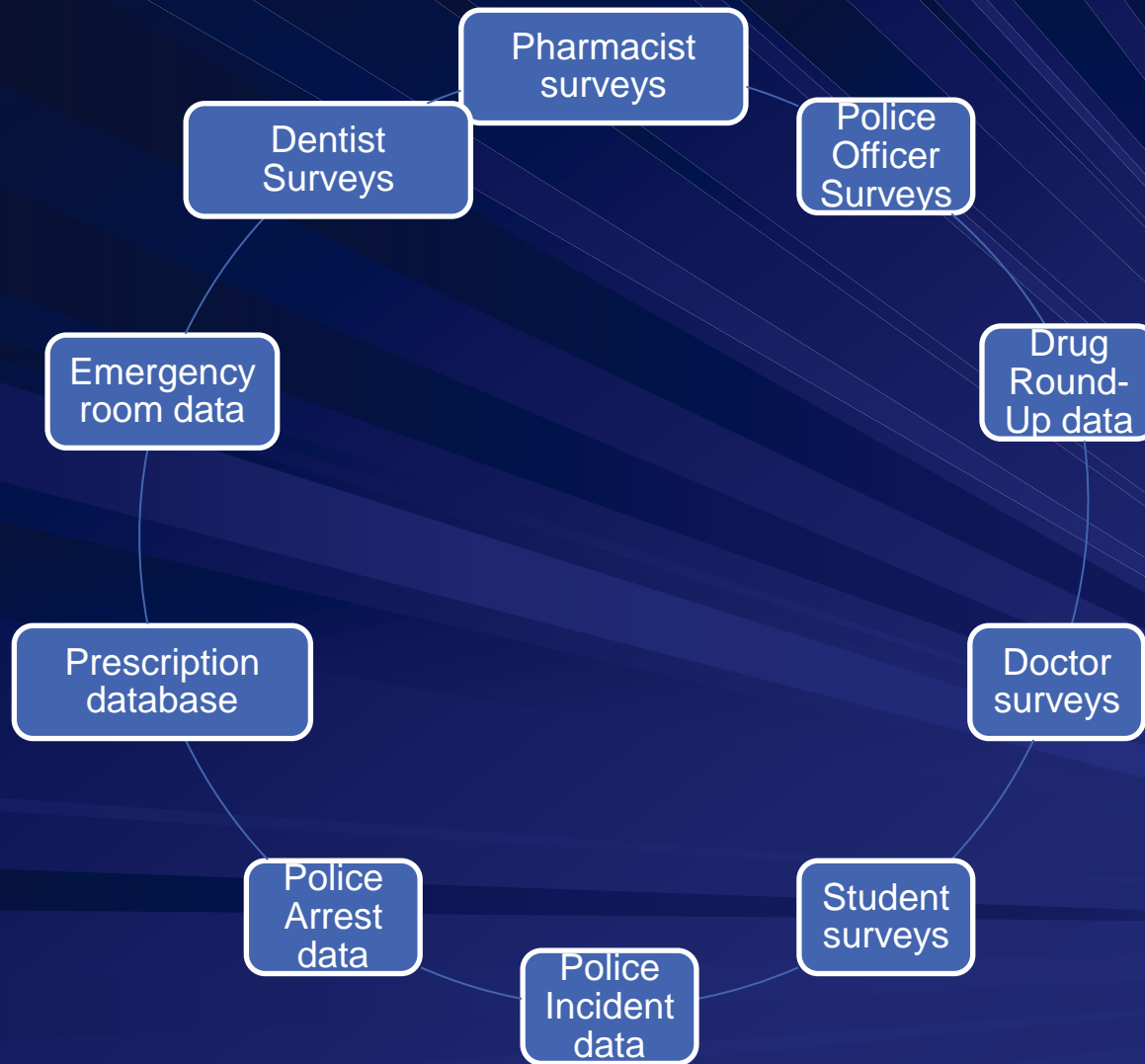
Rx Fraud Suspect
Doctor
Youth



Home
Doctor's office
Pharmacy
Street

Doctor
Pharmacy
Family Member
Youth

Data Sources



ANALYSIS

- Difficult to find data on problem
- Anecdotal / News stories
- Small numbers
 - School police does not keep numbers
 - Local police has no systematic manner to code information
- Many of initial interventions were used to collect information on PDA problem
 - (Medical community surveys, student surveys, etc.)

Student Survey

		Prescription Drug Use?	
		Yes	No
General Drug Use?	Yes	66%	14%
	No	34%	87%

Surveyed 800 high school students

Self reported questions about drug use (theirs and peers)

Conclusion: 34% of students who have taken prescription drugs report “not having tried drugs”.

Medical Survey

- Have you been personally trained to recognize drug seeking behaviors of customers/patients? (% responding “No”)

Pharmacists: 55%

Doctors: 74%

Dentists: 41%

- Do you think pharmacists/doctors in general are adequately trained to recognize drug seeking behaviors? (% responding “No”)

Pharmacists: 54%

Doctors: 79%

Dentists: 58%

- Do you think there are adequate legal outlets/resources to report drug seeking customers? (% responding “No”)

Pharmacists: 39%

Doctors: 83%

Dentists: 53%

Medical Survey

- How often do you experience drug seeking customers?

66% Pharmacists

53% Doctors

16% Dentists

reported “weekly” or “daily”

- Do you think law enforcement agencies are doing enough to prevent prescription drug abuse? (% responding “No”)

Pharmacists: 59%

Doctors: 65%

Dentists: 38%

Analysis of Law Enforcement

- Incidents rarely coded properly by officers
- Little hierarchical importance in crime reporting
- Little link seen between PDA and street drug markets
- Simple lack of code in MIS

(Given size of PDA problem, departments should really consider this small organizational change)

Responses

- 1) **Educate** health care professionals and the public about prescription drug abuse/diversion
- 2) **Decrease** the availability of prescription drugs for abuse
 - In homes & on the street
- 3) Increase **enforcement** of prescription fraud and diversion laws

Education

■ Education of stakeholders:

– Healthcare

- Pharmacists, doctors, dentists

– Patients/public

- Pharmacy bag stickers

- Parent video

– Teens

- Teen video shown in schools

- Available on SPI website:

<http://www.smartpolicinginitiative.com/SPIsites/reno>

Educating the Public...

- Pharmacy bag sticker campaign
 - “P.A.S.S. It On” pharmacy bag stickers
 - Over 300,000 stickers dispensed to date

P.A.S.S. It On!

Proper disposal of old/unused medications

For information on the next Prescription Drug Round Up, visit Join Together Northern Nevada at www.jtnn.org

Awareness of prescription abuse

Nearly 1 in 5 teens has abused prescription medications
Abuse of prescription drugs can be **addictive and fatal**

Secure storage of prescription medications

Keep them in a locked location, out of the hands of those who could abuse them

Safety for children and teens

Talk to your loved ones about the dangers of abusing prescription and over-the-counter drugs

Reducing Availability

■ Prescription Drug Round Ups

- Semi-annual
- Grocery stores with pharmacies & heavy traffic
 - Convenience is important
- Logging of pills collected, for data purposes
 - Pharmacist/tech volunteers
- Provide results to media after the event
- “Lock boxes” offered to parents

Drug Round Ups

- In conjunction with DEA
- Partnerships with local businesses
- Opportunity to “sell” more awareness (Lock Boxes)



- Meets a community need

Prescription Drug Round Up

The next Round Up will be held on **Saturday, October 1 from 9 a.m. - 1 p.m.** at the following locations:

SaveMart - 565 East Prater Way, Sparks
Scolari's - 1300 Disc Dr., Sparks
Scolari's - 8165 S. Virginia St., Reno
Smith's - 175 Lemmon Drive, Reno
Walgreens - 10370 N. McCarran Blvd., Reno
Walmart - 4855 Kietzke Lane, Reno

And on **Saturday, October 29 from 10 a.m. - 2 p.m.** at the following locations:

SaveMart - 565 East Prater Way, Sparks
Scolari's - 8165 S. Virginia St., Reno

WHAT IS THE ROUND UP?

It's a safe place to dispose of expired, unwanted prescription drugs.

WHY?

Rates of prescription drug abuse are increasing throughout the country, and studies show that a majority of abused prescription drugs are obtained from family and friends. The community is safer without unneeded prescription drugs in your medicine cabinet with the potential for abuse by young children or others. Proper disposal of unused medicines is a public health issue since the environment can become polluted by medicines that are thrown away or flushed down toilets.

WHAT CAN I BRING?

Unused/expired prescription medications, nonprescription pills, and prescription liquids in the original container. Feel free to remove any personal identification from the container.

WHAT IF I CAN'T ATTEND?

If you're not able to make it to the Drug Round Up, please click [here](#) to learn safe disposal methods for prescription drugs.

WHAT IF I STILL HAVE QUESTIONS?

Call us at 775-324-7557.

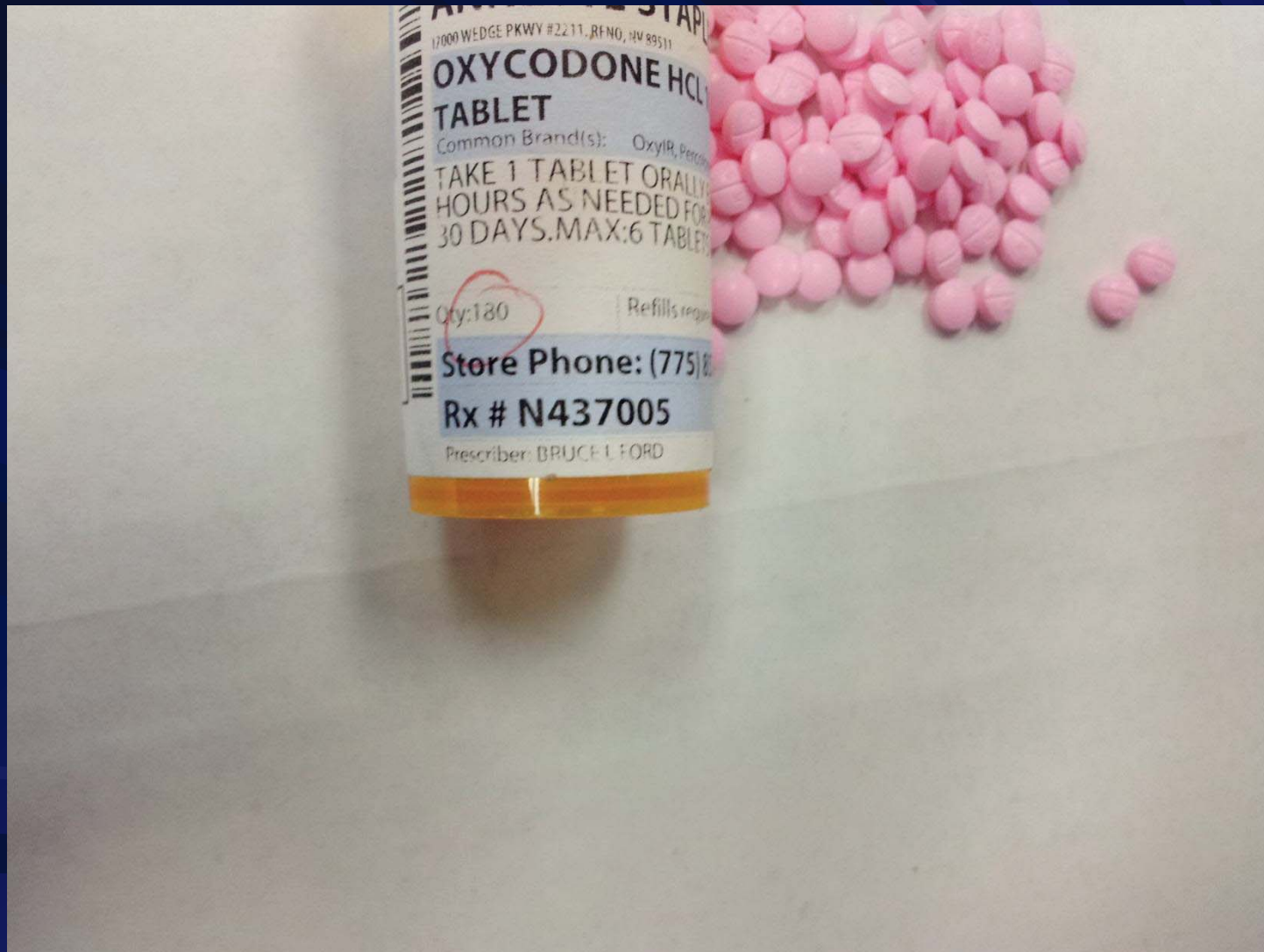
Prescription Drug Round Up




- 8 events in 3 years
- Over 850,000 pills collected and destroyed

Prescription Drug Drop Boxes
















23.5 lbs of pills
(2 months' worth)







Enforcement

- Dedicated staff/officers to focus on Rx cases
- Create a direct “line” between businesses and law enforcement community
- Investigate (and help prosecute) doctor shoppers, fraudulent Rx scripts, bad doctors.
- Publicize law enforcement efforts

PDMP

(Prescription Drug Monitoring Program)

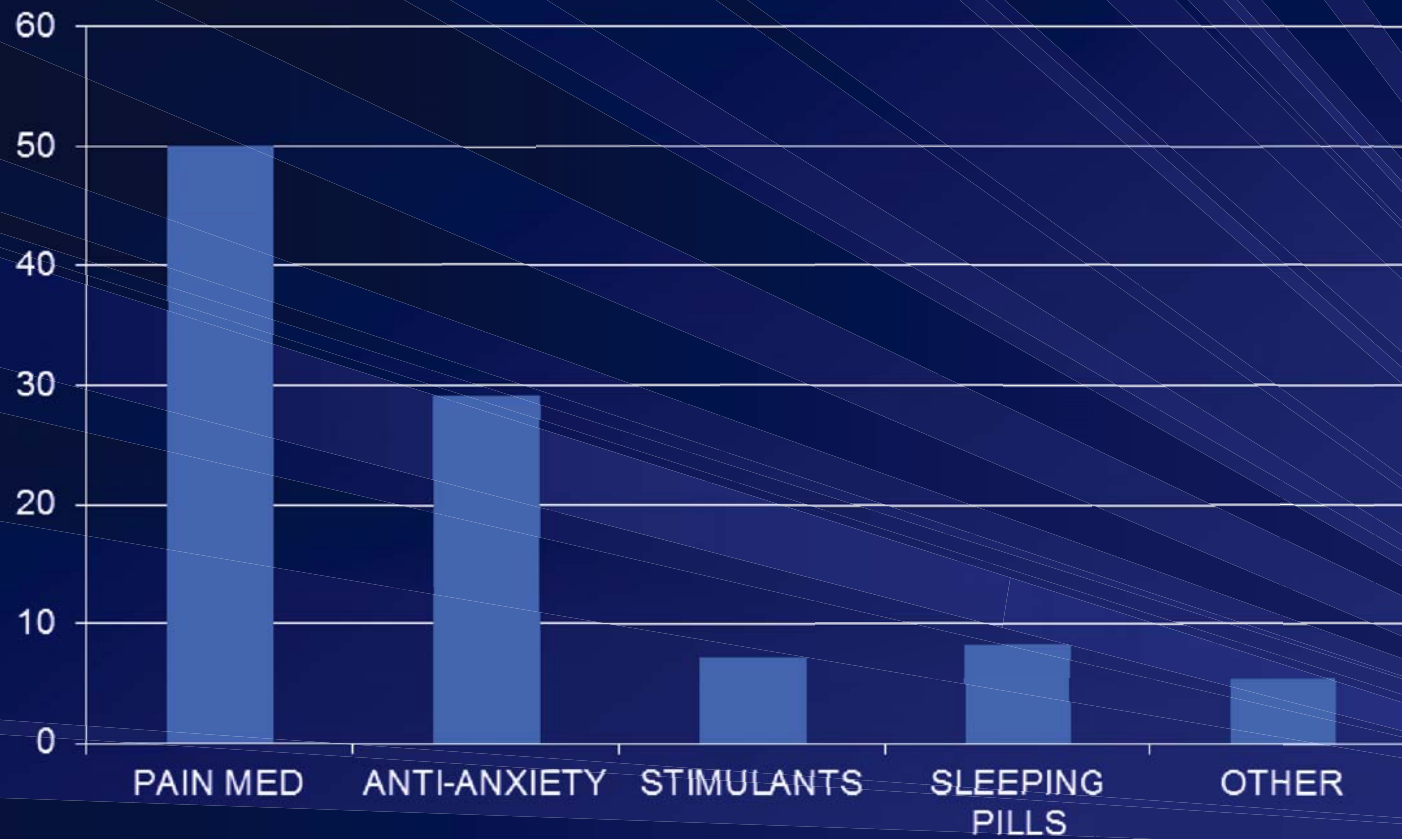
977	LAS VEGAS	NV	89121	5	NA	CODEINE/PROMETHAZINE HCL	10-6.25/5	280.
977	LAS VEGAS	NV	89121	3	Pain Reliever	HYDROCODONE	5MG-500MG	27.
977	LAS VEGAS	NV	89121	3	Pain Reliever	HYDROCODONE	7.5-500MG	27.
977	LAS VEGAS	NV	89121	2	Pain Reliever	OXYCODONE HCL/ACETAMINOPHEN	10MG-325MG	15.
977	LAS VEGAS	NV	89121	2	Pain Reliever	OXYCODONE HCL/ACETAMINOPHEN	7.5-325MG	30.
555	MINDEN	NV	89423	4	Sedative	TEMAZEPAM	30MG	30.
880	LAS VEGAS	NV	89120	3	Pain Reliever	HYDROCODONE	10MG-500MG	100.
271	LAS VEGAS	NV	89109	4	Stimulant	MODAFINIL	100MG	60.
020	NORTH LAS	NV	89030	4	Tranquilizer	ALPRAZOLAM	0.25MG	21.
020	NORTH LAS	NV	89030	5	NA	CODEINE/PROMETHAZINE HCL	10-6.25/5	150.
020	NORTH LAS	NV	89030	3	Pain Reliever	HYDROCODONE	10MG-325MG	36.
020	NORTH LAS	NV	89030	3	Pain Reliever	HYDROCODONE	5MG-325MG	10.
279	HENDERSON	NV	89052	3	Pain Reliever	HYDROCODONE	7.5-500MG	120.
279	HENDERSON	NV	89052	2	Pain Reliever	OXYCODONE HCL/ACETAMINOPHEN	5MG-325MG	90.
291	LAS VEGAS	NV	89101	4	Tranquilizer	ALPRAZOLAM	0.5MG	30.
0280	RENO	NV	89523	2	Pain Reliever	OXYCODONE HCL/ACETAMINOPHEN	5MG-325MG	30.
2148	LAS VEGAS	NV	89128	0	NA	CARISOPRODOL	350MG	90.
2148	LAS VEGAS	NV	89128	3	Pain Reliever	HYDROCODONE	10MG-500MG	480.
2148	LAS VEGAS	NV	89128	3	Pain Reliever	HYDROCODONE	5MG-325MG	90.
880	LAS VEGAS	NV	89149	5	NA	CODEINE/PROMETHAZINE HCL	10-6.25/5	100.
5280	HENDERSON	NV	89014	4	Tranquilizer	ALPRAZOLAM	1MG	60.
5280	HENDERSON	NV	89014	4	Tranquilizer	DIAZEPAM	10MG	60.
0367	RENO	NV	89503	3	Pain Reliever	HYDROCODONE	5MG-325MG	15.
5314	RENO	NV	89503	3	Pain Reliever	HYDROCODONE	5MG-325MG	15.
185	LAS VEGAS	NV	89118	4	Stimulant	PHENTERMINE HCL	37.5MG	30.
530	LAS VEGAS	NV	89107	5	Pain Reliever	ACETAMINOPHEN WITH CODEINE	120-12MG/5	40.
530	LAS VEGAS	NV	89107	4	Tranquilizer	DIAZEPAM	5MG	12.
530	LAS VEGAS	NV	89107	3	Pain Reliever	HYDROCODONE	5MG-500MG	60.
530	LAS VEGAS	NV	89107	3	Pain	HYDROCODONE	7.5-500MG	20.
530	LAS VEGAS	NV	89107	4	Tranquilizer	LORAZEPAM	1MG	10.

On a random weekend day in September 2011, there were 4,133 scripts filled, resulting in 253,376 pills being dispensed.

What about 2+ years worth?

N	Sum
2,207,836	711,912,604

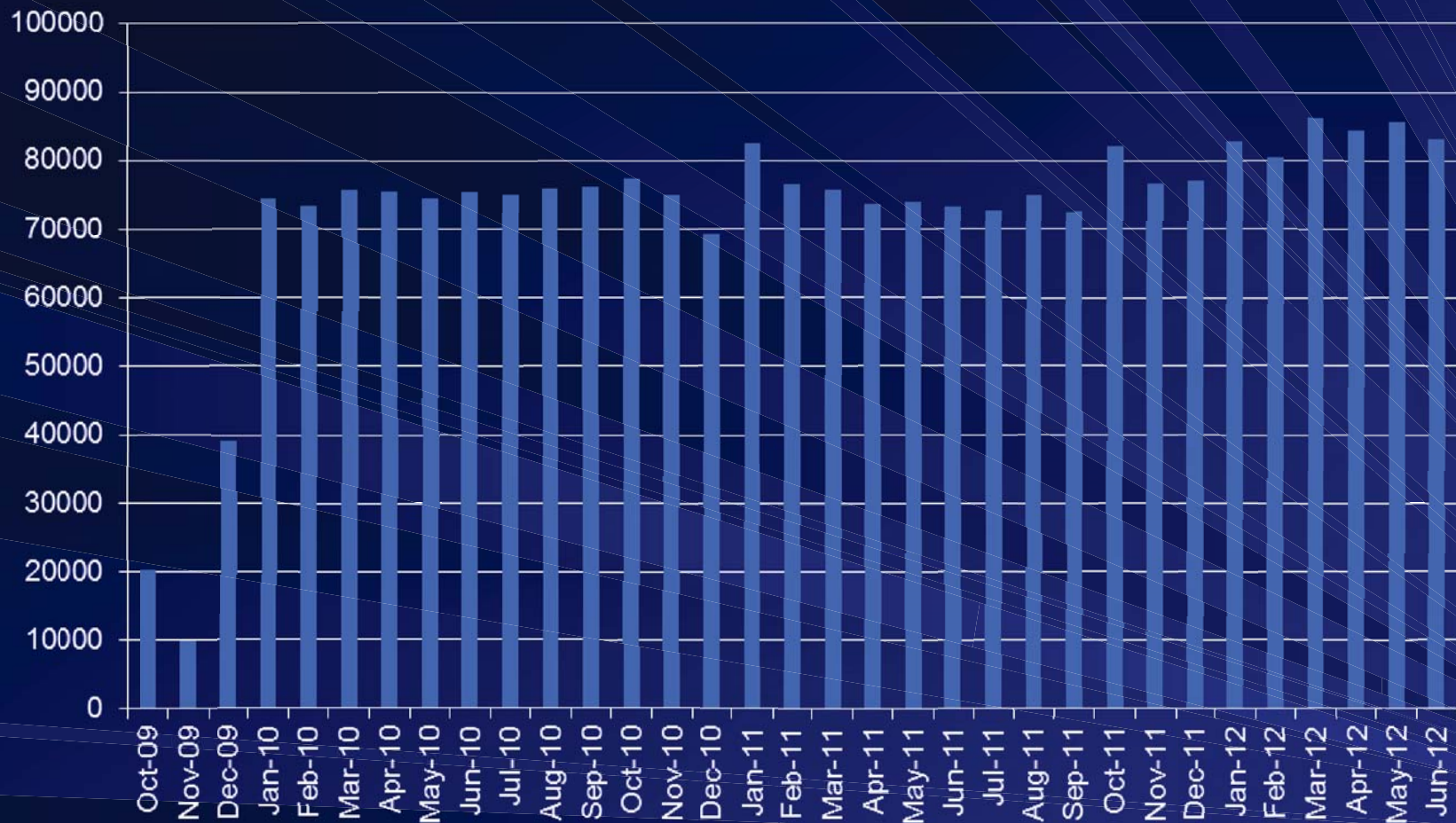
DRUG TYPE





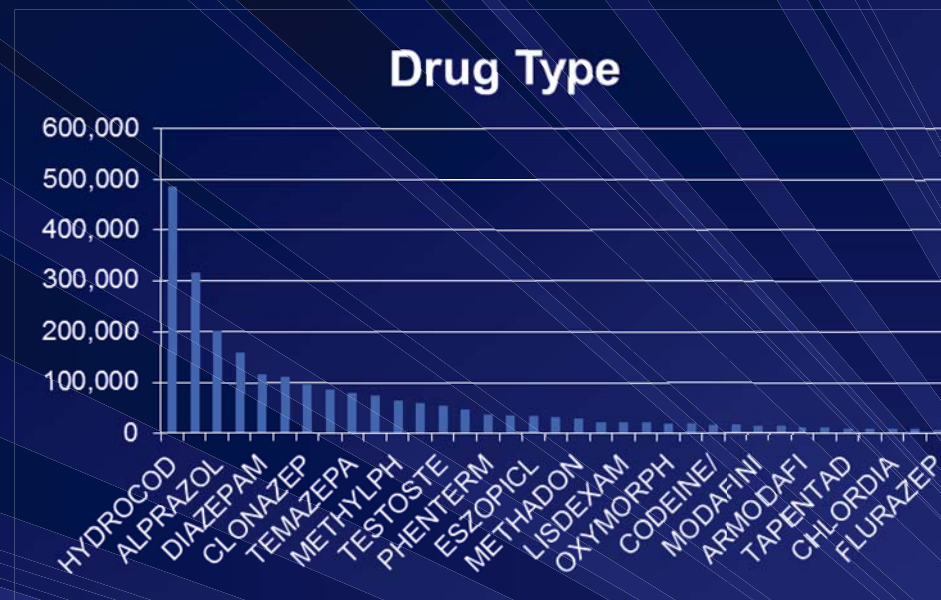
	Fentanyl Patches
Count	1,342,287

Number of Prescriptions by Month



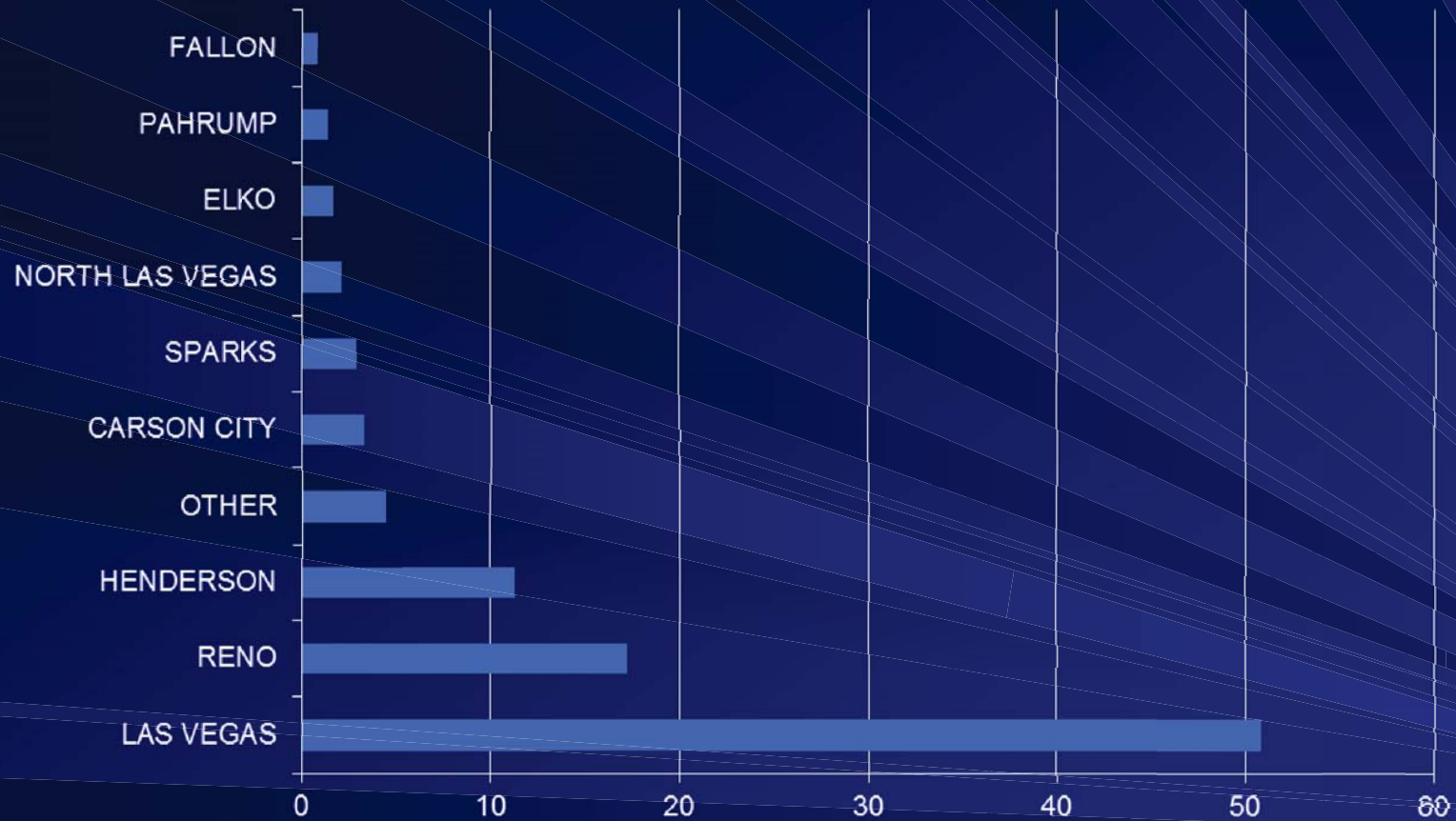
TOTAL NUMBER OF PRESCRIPTIONS for APPROX 2 YEARS: 10,758,246

	Frequency	Percent
HYDROCOD	485,380	20.4
OXYCODON	314,624	13.2
ALPRAZOL	201,139	8.4
ZOLPIDEM	159,107	6.7
DIAZEPAM	114,799	4.8
LORAZEPAM	109,109	4.6
CLONAZEP	94,974	4
MORPHINE	84,196	3.5
TEMAZEPAM	78,566	3.3
AMPHET A	74,778	3.1
METHYLPH	64,285	2.7
ACETAMIN	58,739	2.5
TESTOSTE	54,870	2.3
FENTANYL	46,472	2
PHENTERM	36,886	1.5
HYDROMOR	33,535	1.4
ESZOPICL	33,514	1.4
PHENOBAR	31,540	1.3
METHADON	29,611	1.2

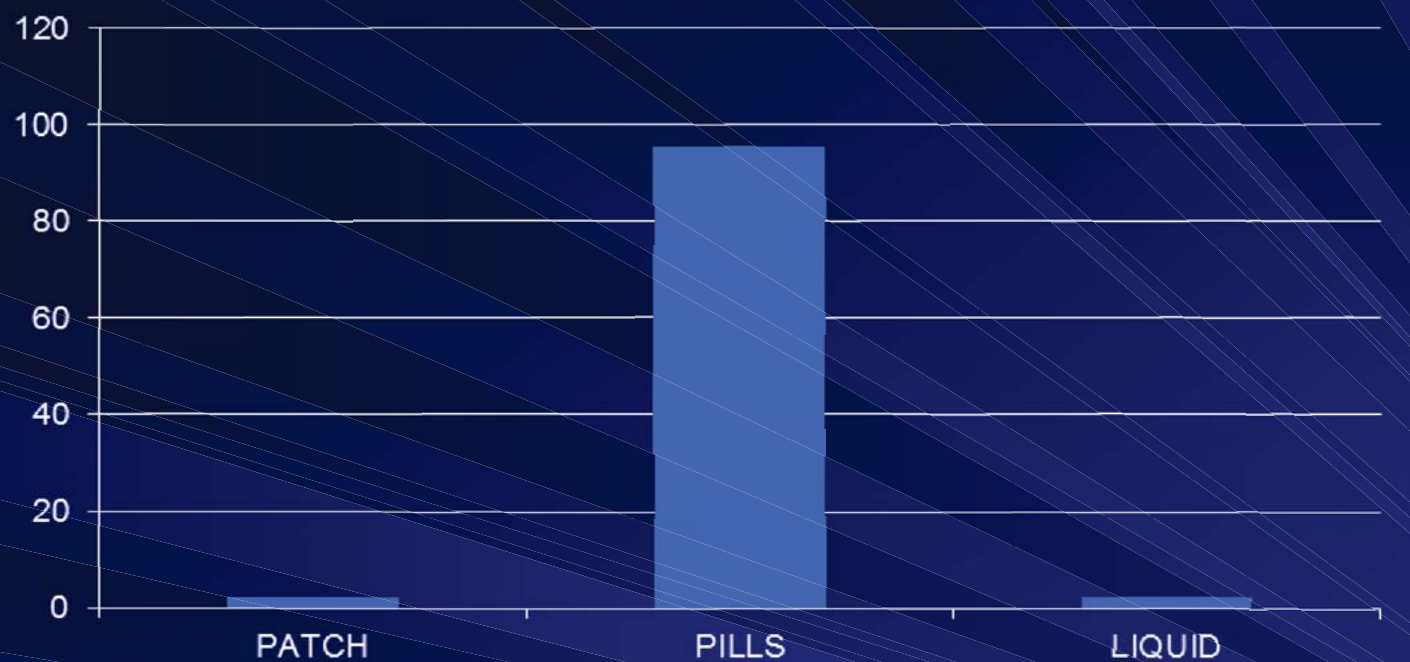


Holy Trinity: Oxycontin + Xanax + Soma
 Las Vegas cocktail: Vicodin + Soma (“Soma Coma”)

CITY BREAKDOWN



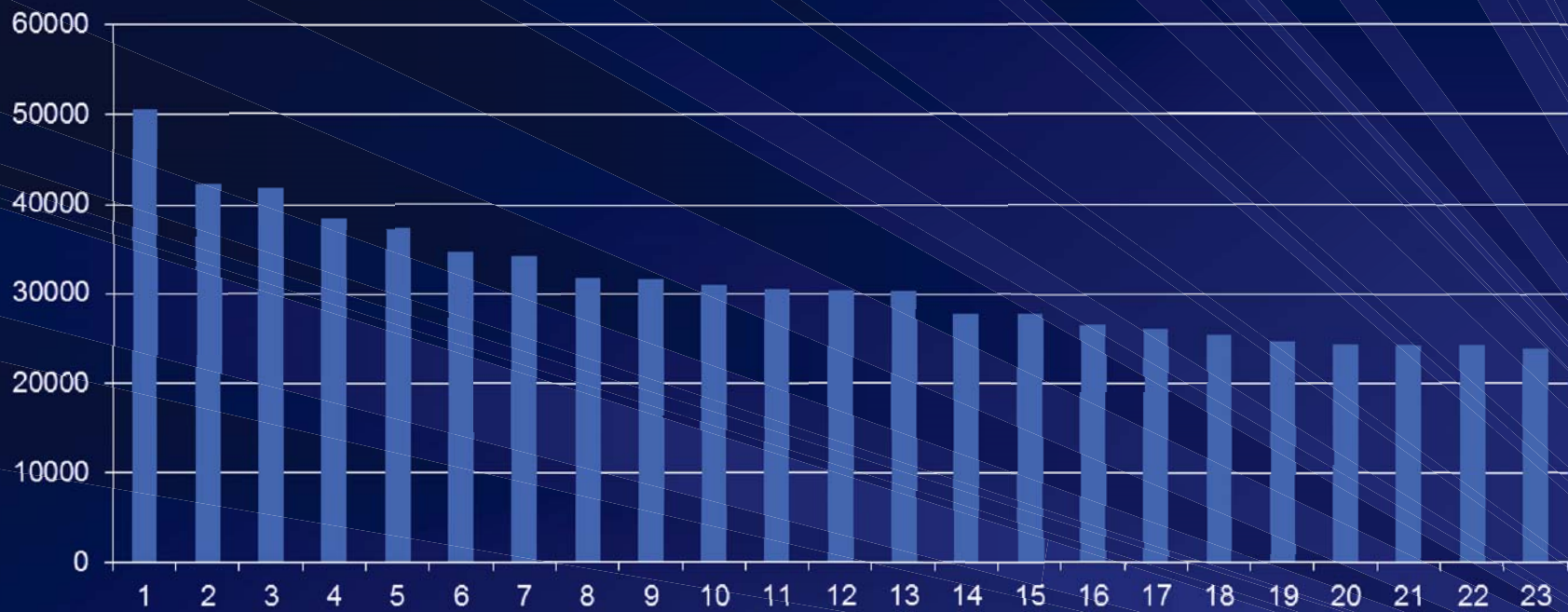
Medication Dispensing System



Physician	83.6%
Nurse	16.4%

Month	Doctor	Type	City	Zip	Drug Type	Drug name	Dosage	Schedule	Quantity	Number of Prescriptions
Jun-11	A	Physician	LAS VEGAS	89169	Pain Reliever	HYDROCODONE BIT/ACETAMINOPHEN	10MG- 500MG	3	351,540	2,773
Oct-10	A	Physician	LAS VEGAS	89169	Pain Reliever	HYDROCODONE BIT/ACETAMINOPHEN	10MG- 500MG	3	335,501	2,725
Mar-10	A	Physician	LAS VEGAS	89169	Pain Reliever	HYDROCODONE BIT/ACETAMINOPHEN	10MG- 500MG	3	201,215	1,613
Sep-10	A	Physician	LAS VEGAS	89169	Tranquilizer	ALPRAZOLAM	2MG	4	155,100	1,742
Jul-11	C	Physician	LAS VEGAS	89129	Pain Reliever	OXYCODONE HCL	30MG	2	154,945	631
Feb-10	A	Physician	LAS VEGAS	89169	Pain Reliever	HYDROCODONE BIT/ACETAMINOPHEN	10MG- 500MG	3	152,612	1,301
Dec-10	A	Physician	LAS VEGAS	89169	Pain Reliever	HYDROCODONE BIT/ACETAMINOPHEN	10MG- 500MG	3	152,524	1,252
May-10	D	Physician	LAS VEGAS	89121	Pain Reliever	OXYCODONE HCL	30MG	2	116,010	642
Mar-10	B	Physician	LAS VEGAS	89107	Pain Reliever	HYDROCODONE BIT/ACETAMINOPHEN	10MG- 500MG	3	97,285	646
Nov-10	B	Physician	LAS VEGAS	89107	Pain Reliever	HYDROCODONE BIT/ACETAMINOPHEN	10MG- 500MG	3	96,510	660
Jun-10	B	Physician	LAS VEGAS	89107	Pain Reliever	HYDROCODONE BIT/ACETAMINOPHEN	10MG- 500MG	3	94,864	639
Sep-10	B	Physician	LAS VEGAS	89107	Pain Reliever	HYDROCODONE BIT/ACETAMINOPHEN	10MG- 500MG	3	94,760	643
Aug-11	E	Assistant/ Nurse	NORTH LAS VEGAS	89030	Pain Reliever	HYDROCODONE BIT/ACETAMINOPHEN	10MG- 500MG	3	93,580	778
Jul-10	B	Physician	LAS VEGAS	89107	Pain Reliever	HYDROCODONE BIT/ACETAMINOPHEN	10MG- 500MG	3	92,210	613

of Prescriptions



Average = 425 Prescriptions

TOP 20 DOCTORS	# of Pills
1	5,633,087
2	5,218,464
3	5,163,448
4	4,798,749
5	3,679,692
6	3,638,779
7	3,598,333
8	3,273,128
9	3,228,051
10	3,177,101
11	3,059,254
12	2,952,751
13	2,935,296
14	2,858,669
15	2,794,222
16	2,664,509
17	2,645,785
18	2,561,803
19	2,499,922
20	2,474,646

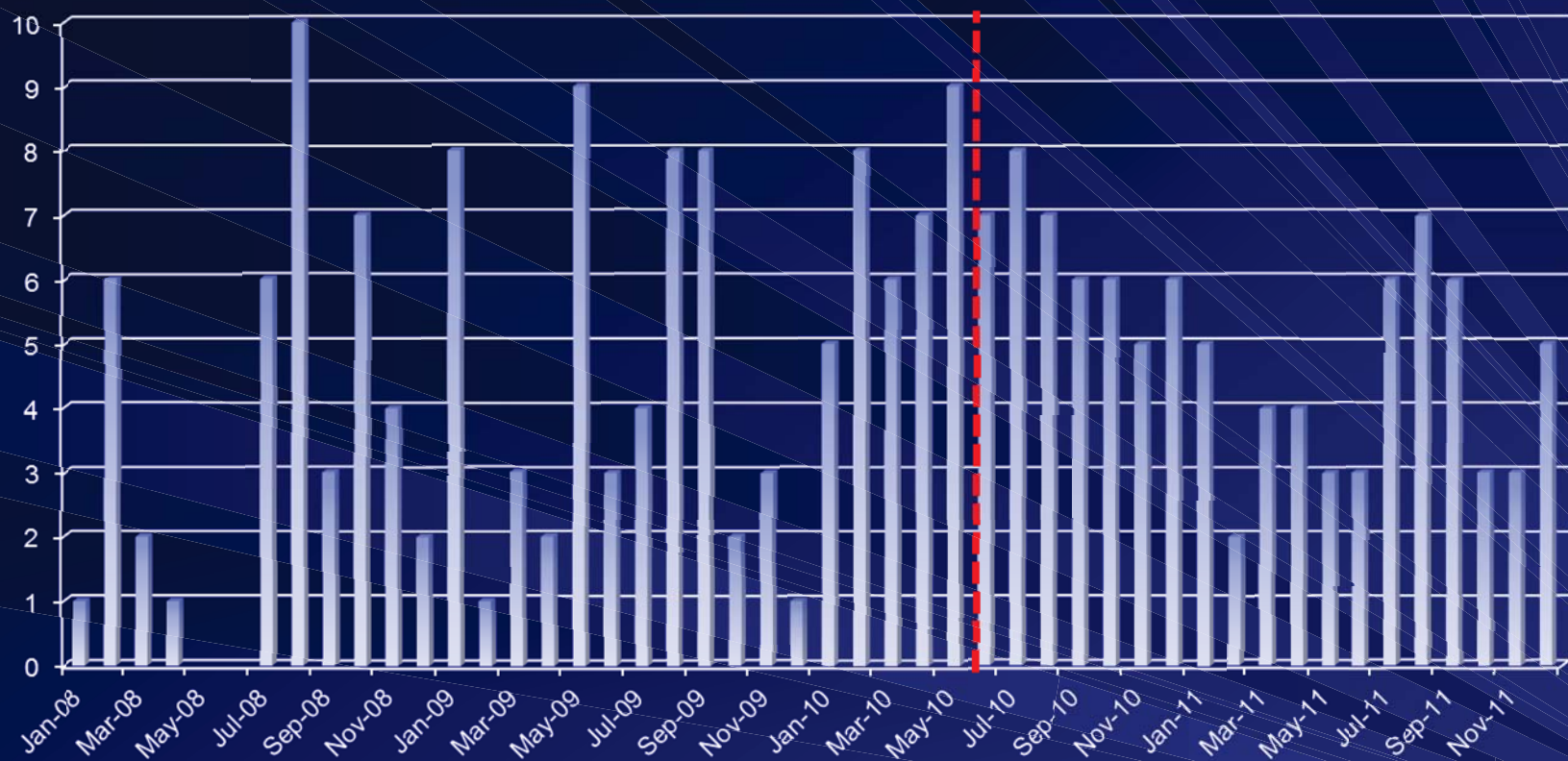
TOP 10 DOCTORS	TOTAL PILLS	# of pills	Type	% of total Pills Prescribed
1	5,633,087	2,120,427	Oxycodone	38
2	5,218,464	2,862,264	Hydrocodone	55
3	5,163,448	2,171,056	Hydrocodone	42
4	4,798,749	2,269,776	Oxycodone	47
5	3,679,692	1,326,086	Hydrocodone	36
6	3,638,779	1,537,358	Oxycodone	42
7	3,598,333	1,509,952	Oxycodone	42
8	3,273,128	1,257,279	Hydrocodone	38
9	3,228,051	2,182,194	Hydrocodone	68
10	3,177,101	1,387,142	Oxycodone	44

In Nevada Alone...

TOP 10 DOCTORS	Total Prescriptions
1	50,639
2	97,527
3	42,267
4	41,928
5	37,284
6	38,505
7	34,164
8	34,621
9	31,525
10	20,769

Number of Prescriptions	Frequency	Percent
0-100	19666	78
100-200	918	3.6
200-300	673	2.7
300-400	436	1.7
400-500	332	1.3
500-1000	993	3.9
1000-5000	1613	6.4
5000 +	581	2.3
Total	25212	100

Prescription Related Arrests Based on NRS Codes



Questions?

Commander Mac Venzon
venzonb@reno.gov

Professor Emmanuel Barthe
emmanuelb@unr.edu
775-784-6334

Stacy Ward
wards@reno.gov
775-657-4794



Indio Police Department & University of California - Riverside

SMART
POLICING
Data. Analysts. Solutions.



Project Update: Indio Police Department's
Smart Policing Initiative (SPI) Addressing
Residential & Commercial Burglary in Indio, CA.

May 1, 2013

Indio SPI Project

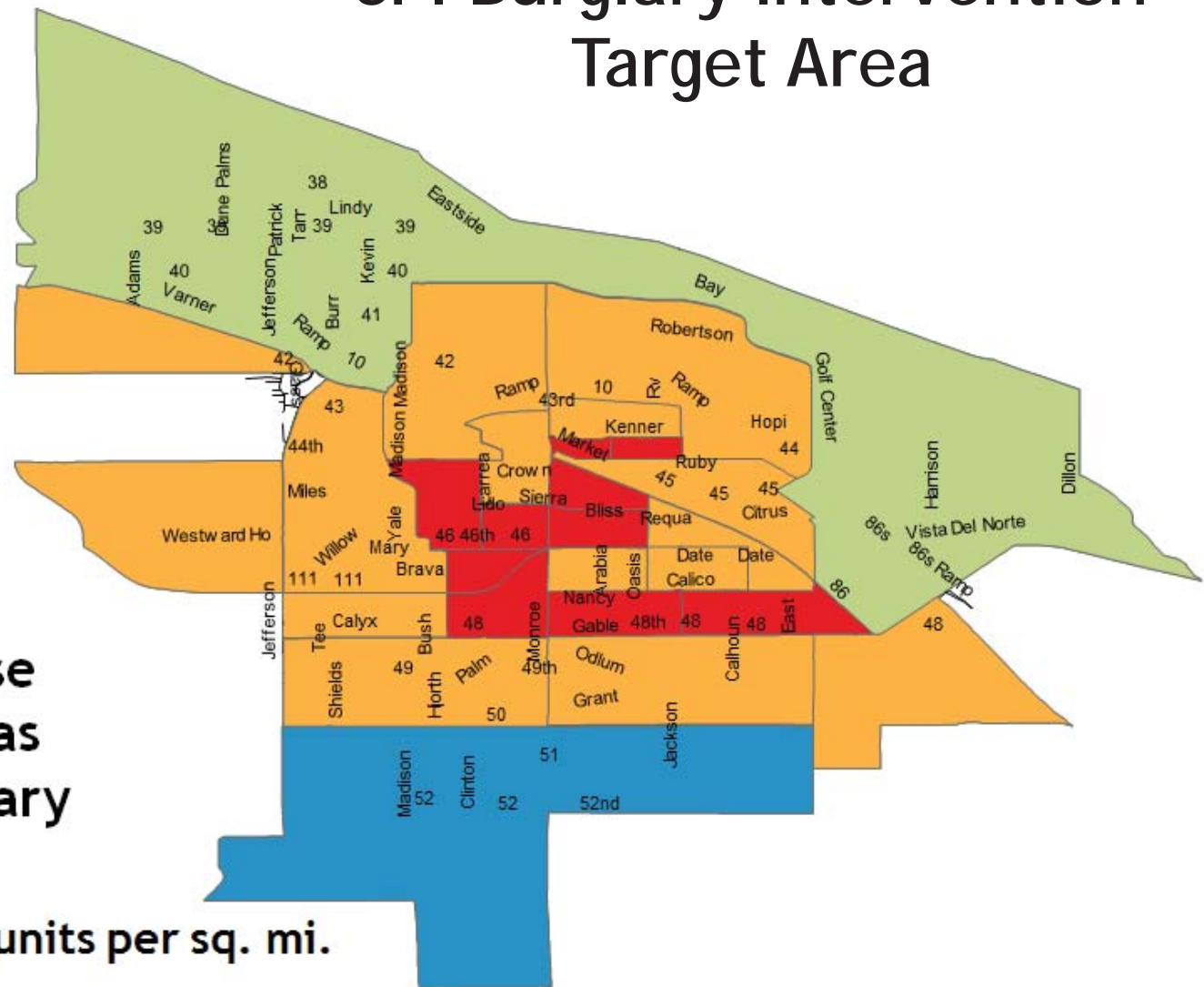
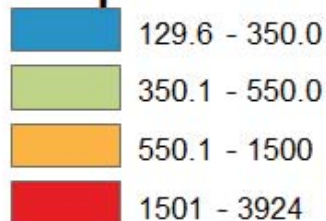
- **Background:** \$220,617 FY 2010 Byrne competitive grant award from the Bureau of Justice Assistance (BJA) to reduce residential and commercial burglary rates in Indio, CA
- **Goal:** To better predict burglary patterns in Indio by enhancing the “hot spots” approach to create a predictive profile of potential hot spots
- **Findings:** Indio’s SPI research findings show a link between truancy rates and burglary

SPI Burglary Intervention Target Area

Areas in RED
represent
predicted “hot
spots” for
residential and
commercial
burglary

Map shows dense
neighborhoods as
targets of burglary

Occupied housing units per sq. mi.



SPI Community Outreach & Media Campaign



- Desert Sands Unified School District
- Coachella Valley Unified School District
- Boys & Girls Clubs of Coachella Valley
- Riverside County Office of Education
- Desert Recreation District
- Coachella Valley Rescue Mission
- Indio Teen Center
- Riverside County District Attorney's Office
- Working with all Coachella Valley media outlets

SPI Community Outreach, Cont.

- Collaborating with local businesses & Indio Chamber of Commerce



Community Outreach, Cont.



INDIO POLICE

COMMUNITY FAIR

When: May 4th
Where: The Home Depot
42100 Jackson St.
Indio CA, 92201
Time: 9am-1pm

HOME SECURITY

Vendors
Fun Prizes
& More
See You There!!!

SMART POLICING
Data Analysis Solutions



- Saturday, May 4, 2013
*Home Depot
Community Fair*
9 a.m.- 1 p.m.
- Indio SPI Team
- Local vendors
- Indio Fire Department

SPI Truancy Prevention Strategies

- IPD's School Resource Officer (SRO) Program working with local school districts to reduce truancy rates in the city



- IPD's implementation of *The Parent Project* geared toward strengthening at-risk students' school attendance & performance (September 2013)

Burglary Prevention Task Force Activities

- Task force aimed at reducing burglary in identified hot spots in Indio, based on predictive policing model
- IPD has assigned one Special Enforcement Team (SET) Investigator & one Police Detective to identify repeat offenders and work with victims of burglary crime by using crime prevention through environmental design (CPTED)

IPD encourages residents and businesses to report suspicious criminal activity to:

Indio Police Dept. (760) 391-4051
Crime Stoppers (760) 341-STOP

Q & A



Project Update: Indio Police Department's Smart Policing Initiative (SPI) Addressing Residential & Commercial Burglary in Indio, CA.

May 1, 2013

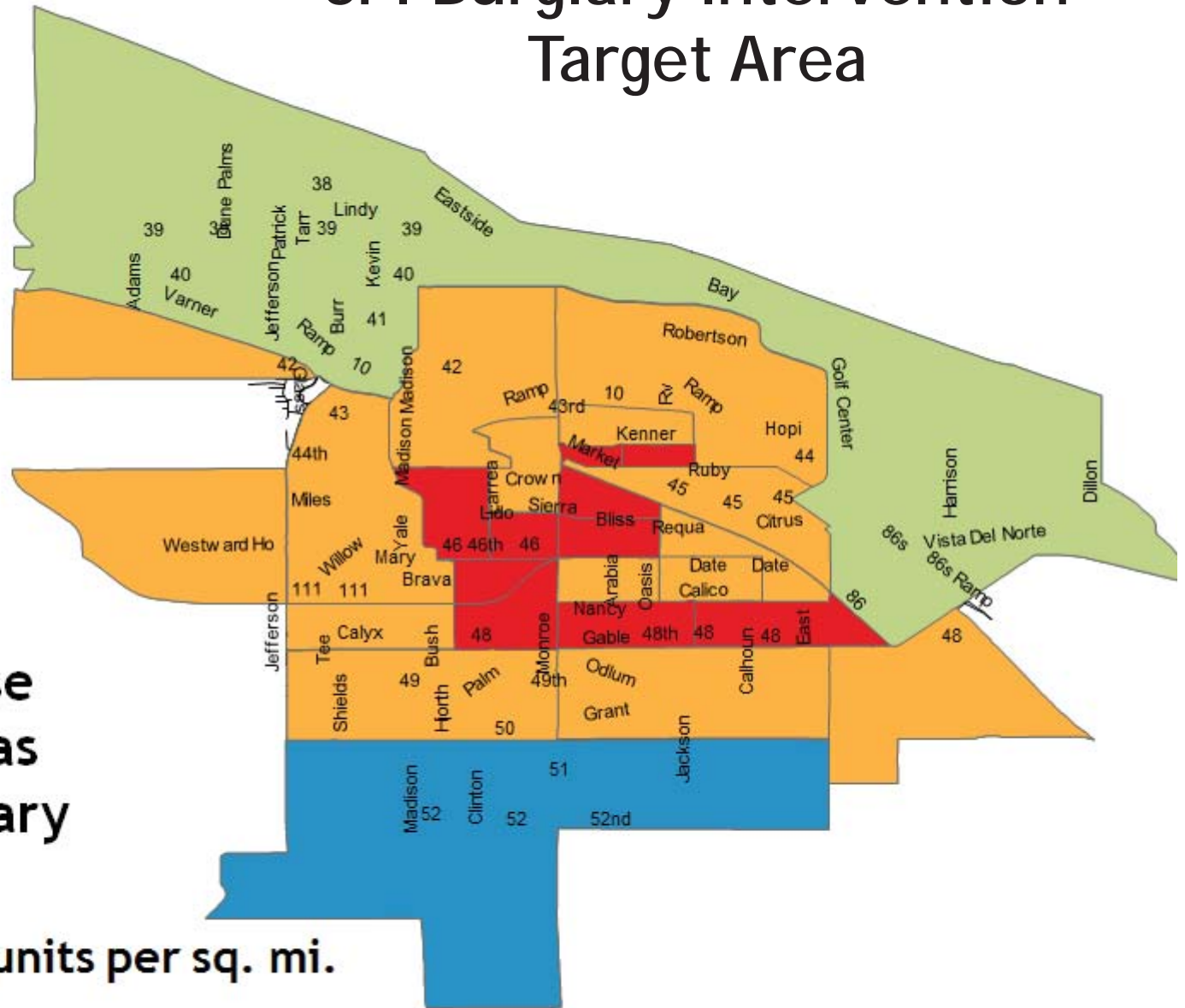
Indio SPI Project

- **Background:** \$220,617 FY 2010 Byrne competitive grant award from the Bureau of Justice Assistance (BJA) to reduce residential and commercial burglary rates in Indio, CA
- **Goal:** To better predict burglary patterns in Indio by enhancing the “hot spots” approach to create a predictive profile of potential hot spots
- **Findings:** Indio’s SPI research findings show a link between truancy rates and burglary

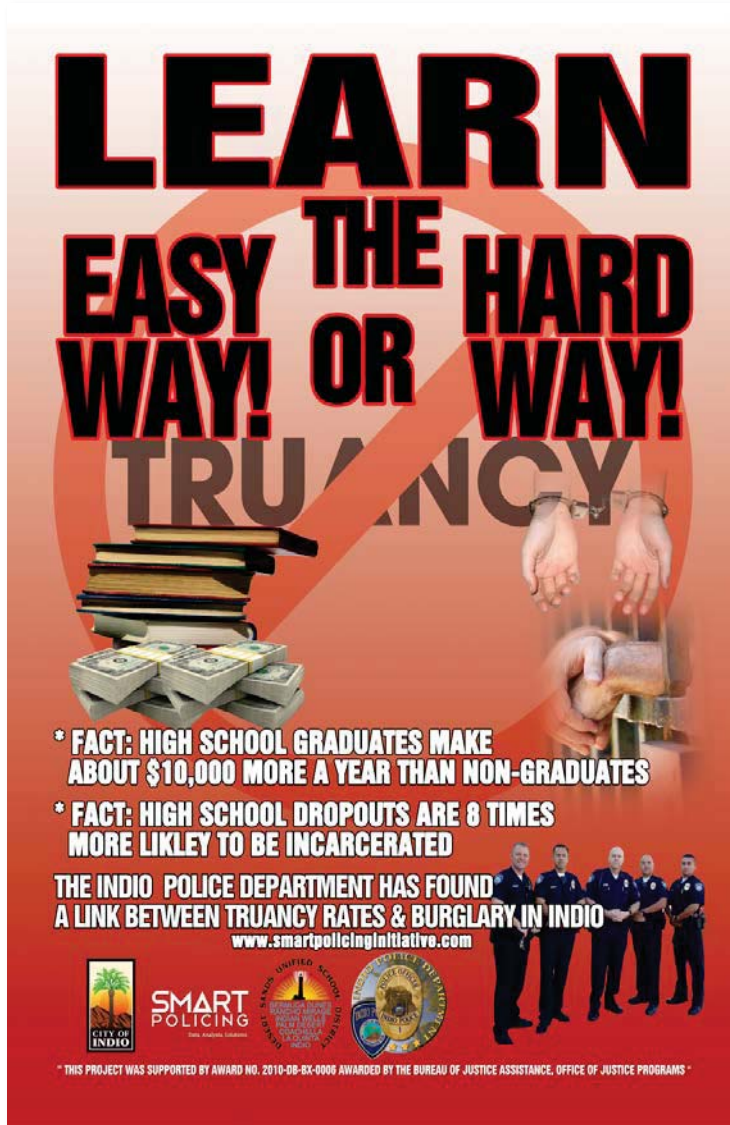
**Areas in RED
represent
predicted “hot
spots” for
residential and
commercial
burglary**

Map shows dense neighborhoods as targets of burglary

Occupied housing units per sq. mi.



SPI Community Outreach & Media Campaign



- Desert Sands Unified School District
- Coachella Valley Unified School District
- Boys & Girls Clubs of Coachella Valley
- Riverside County Office of Education
- Desert Recreation District
- Coachella Valley Rescue Mission
- Indio Teen Center
- Riverside County District Attorney's Office
- Working with all Coachella Valley media outlets

SPI Community Outreach, Cont.

- Collaborating with local businesses & Indio Chamber of Commerce



Community Outreach, Cont.



INDIO POLICE

COMMUNITY FAIR

When: May 4th
Where: The Home Depot
42100 Jackson St.
Indio, CA, 92201
Time: 9am-1pm

HOME SECURITY

Vendors
Fun Prizes
& More
See You There!!!

SMART POLICING
Data. Analysis. Solutions.



- Saturday, May 4, 2013
*Home Depot
Community Fair*
9 a.m.- 1 p.m.
- Indio SPI Team
- Local vendors
- Indio Fire Department

SPI Truancy Prevention Strategies

- IPD's School Resource Officer (SRO) Program working with local school districts to reduce truancy rates in the city



- IPD's implementation of *The Parent Project* geared toward strengthening at-risk students' school attendance & performance (September 2013)

Burglary Prevention Task Force Activities

- Task force aimed at reducing burglary in identified hot spots in Indio, based on predictive policing model
- IPD has assigned one Special Enforcement Team (SET) Investigator & one Police Detective to identify repeat offenders and work with victims of burglary crime by using crime prevention through environmental design (CPTED)

IPD encourages residents and businesses to report suspicious criminal activity to:

Indio Police Dept. (760) 391-4051
Crime Stoppers (760) 341-STOP

Q & A



Project Update: Indio Police Department's Smart Policing Initiative (SPI) Addressing Residential & Commercial Burglary in Indio, CA.

May 1, 2013

Indio SPI Project

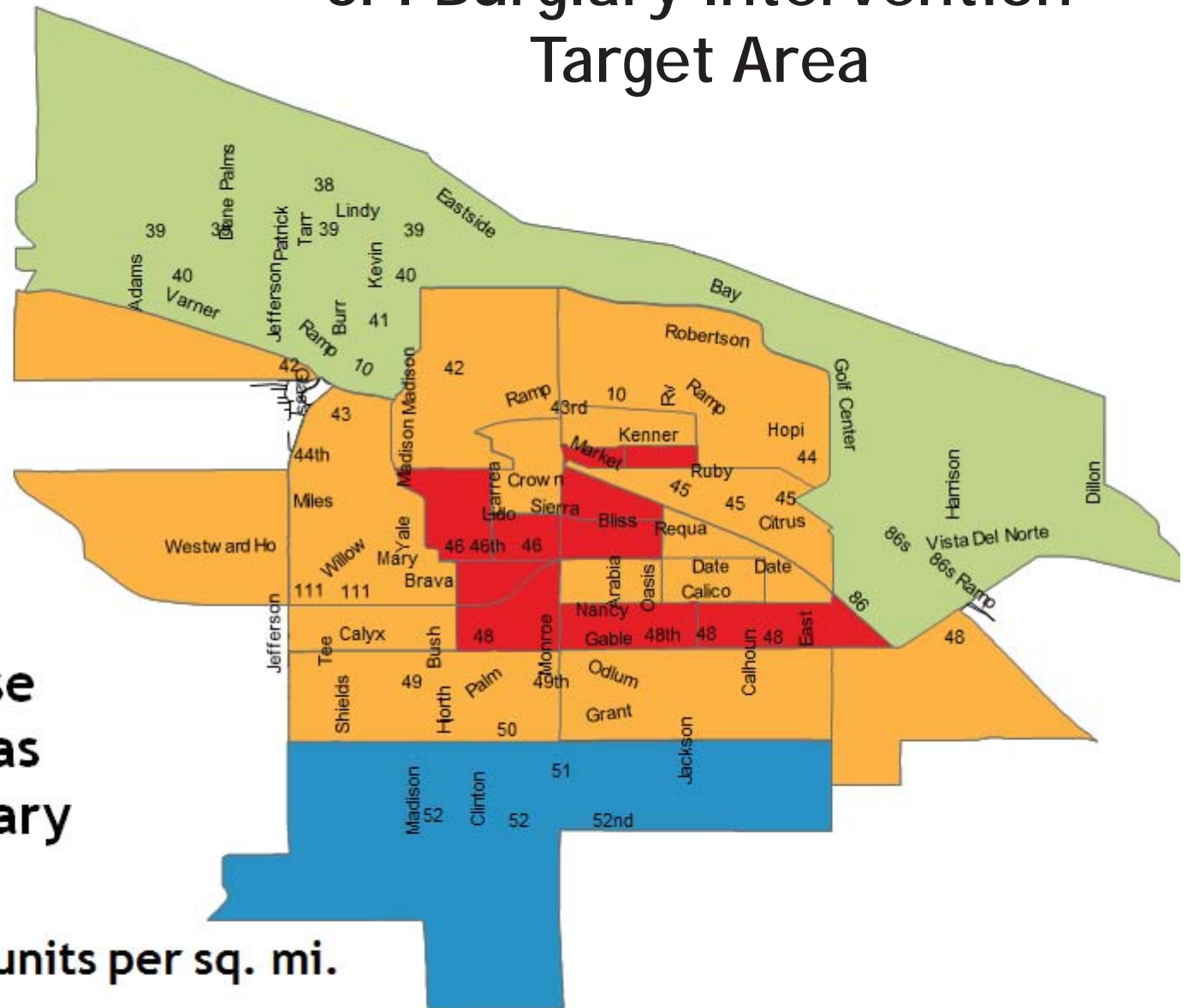
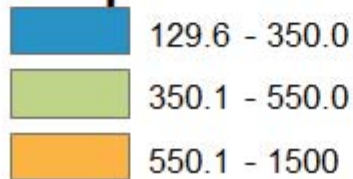
- **Background:** \$220,617 FY 2010 Byrne competitive grant award from the Bureau of Justice Assistance (BJA) to reduce residential and commercial burglary rates in Indio, CA
- **Goal:** To better predict burglary patterns in Indio by enhancing the “hot spots” approach to create a predictive profile of potential hot spots
- **Findings:** Indio’s SPI research findings show a link between truancy rates and burglary

SPI Burglary Intervention Target Area

Areas in RED
represent
predicted “hot
spots” for
residential and
commercial
burglary

Map shows dense
neighborhoods as
targets of burglary

Occupied housing units per sq. mi.



SPI Community Outreach & Media Campaign

LEARN THE EASY WAY! OR THE HARD WAY!

TRUANCY

* **FACT: HIGH SCHOOL GRADUATES MAKE ABOUT \$10,000 MORE A YEAR THAN NON-GRADUATES**

* **FACT: HIGH SCHOOL DROPOUTS ARE 8 TIMES MORE LIKELY TO BE INCARCERATED**

THE INDIO POLICE DEPARTMENT HAS FOUND A LINK BETWEEN TRUANCY RATES & BURGLARY IN INDIO

www.smartpolicinginitiative.com

CITY OF INDIO

SMART POLICING

INDIO POLICE DEPARTMENT

* THIS PROJECT WAS SUPPORTED BY AWARD NO. 2010-DB-8X-0006 AWARDED BY THE BUREAU OF JUSTICE ASSISTANCE, OFFICE OF JUSTICE PROGRAMS *

- Desert Sands Unified School District
- Coachella Valley Unified School District
- Boys & Girls Clubs of Coachella Valley
- Riverside County Office of Education
- Desert Recreation District
- Coachella Valley Rescue Mission
- Indio Teen Center
- Riverside County District Attorney's Office
- Working with all Coachella Valley media outlets

SPI Community Outreach, Cont.

- Collaborating with local businesses & Indio Chamber of Commerce



Community Outreach, Cont.



INDIO POLICE

COMMUNITY FAIR

When: May 4th
Where: The Home Depot
42100 Jackson St.
Indio, CA, 92201
Time: 9am-1pm

HOME SECURITY

Vendors
Fun Prizes
& More
See You There!!!

SMART POLICING
Data Analysis Solutions



- Saturday, May 4, 2013
*Home Depot
Community Fair*
9 a.m.- 1 p.m.
- Indio SPI Team
- Local vendors
- Indio Fire Department

SPI Truancy Prevention Strategies

- IPD's School Resource Officer (SRO) Program working with local school districts to reduce truancy rates in the city



- IPD's implementation of *The Parent Project* geared toward strengthening at-risk students' school attendance & performance (September 2013)

Burglary Prevention Task Force Activities

- Task force aimed at reducing burglary in identified hot spots in Indio, based on predictive policing model
- IPD has assigned one Special Enforcement Team (SET) Investigator & one Police Detective to identify repeat offenders and work with victims of burglary crime by using crime prevention through environmental design (CPTED)

IPD encourages residents and businesses to report suspicious criminal activity to:


Indio Police Dept. (760) 391-4051
Crime Stoppers (760) 341-STOP

Q & A



Glendale Police Department & Arizona State University

Glendale Police Department Smart Policing Initiative



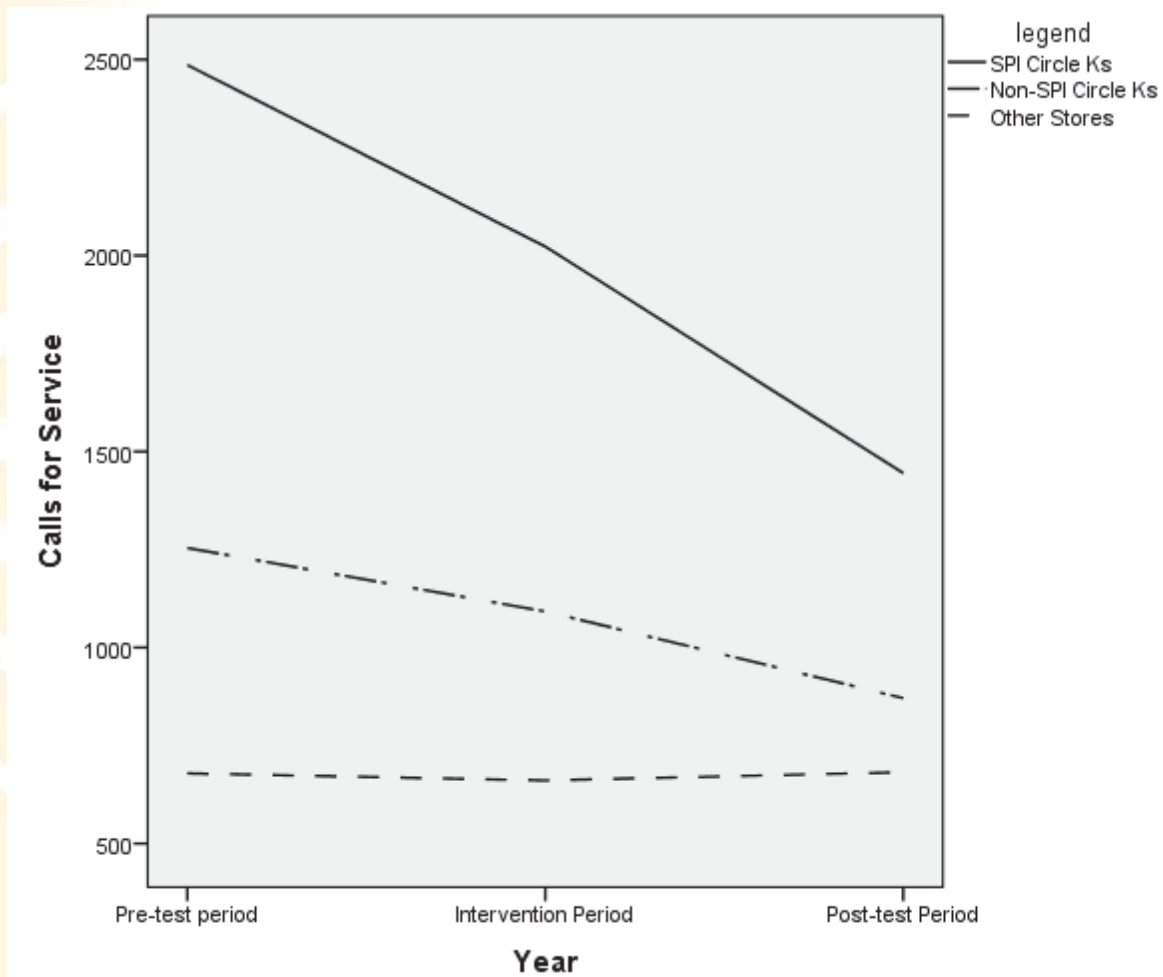
ASU
ARIZONA STATE UNIVERSITY

Center for Violence Prevention and Community Safety

The Glendale Police Department and the Smart Policing Initiative (I and II)

- **Glendale PD was one of the original SPI sites (2009)**
- **Goal for SPI I and SPI II**
 - Reduce crime and disorder through the use of problem-oriented policing (POP) and the SARA model.
 - Begins with advanced POP training and “deep analysis.”
- **SPI I: Experienced great success in addressing crime at convenience stores (42% decline)**
- **Glendale SPI II – build on that success; expand to rest of the city**

Glendale SPI 1: Crime at Circle Ks



Center for Violence Prevention and Community Safety



Glendale SPI II: Both Divisions

- **Same Model as SPI I**
 - ASU trained GPD personnel from two squads using the POP Center model curriculum (20+ hours)
 - Officers engage in scanning and analysis activities to identify problems involving crime/disorder
 - Officers developed response plans to address the identified problems
 - Officers (with ASU) developed assessment plans to measure impact of the implemented responses
- **New Problems: Property Crime and Prolific Offenders**
 - Foothills: large apartment complex; large mall
 - Gateway: prolific offenders in a targeted hot spot

Glendale SPI II: Foothills

■ **Apartment Complex (SARA)**

- Large-scale resident survey (400+)
- Focus on theft from vehicles, drug sales
- Work with management on evictions, social & physical disorder
- Identified 6 comparison complexes

■ **Large Mall (SARA)**

- Partnered with Mall Security
- Hot spots analysis of crime and disorder
 - Identify vulnerable locations
 - Alter security and police responses
 - Educate tenants and customers
 - Enhance information sharing among stores/security

Glendale SPI II: Gateway

- **Social Network Analysis (SNA) used to analyze networks of prolific violent and burglary offenders.**

Who is at the center of violence?

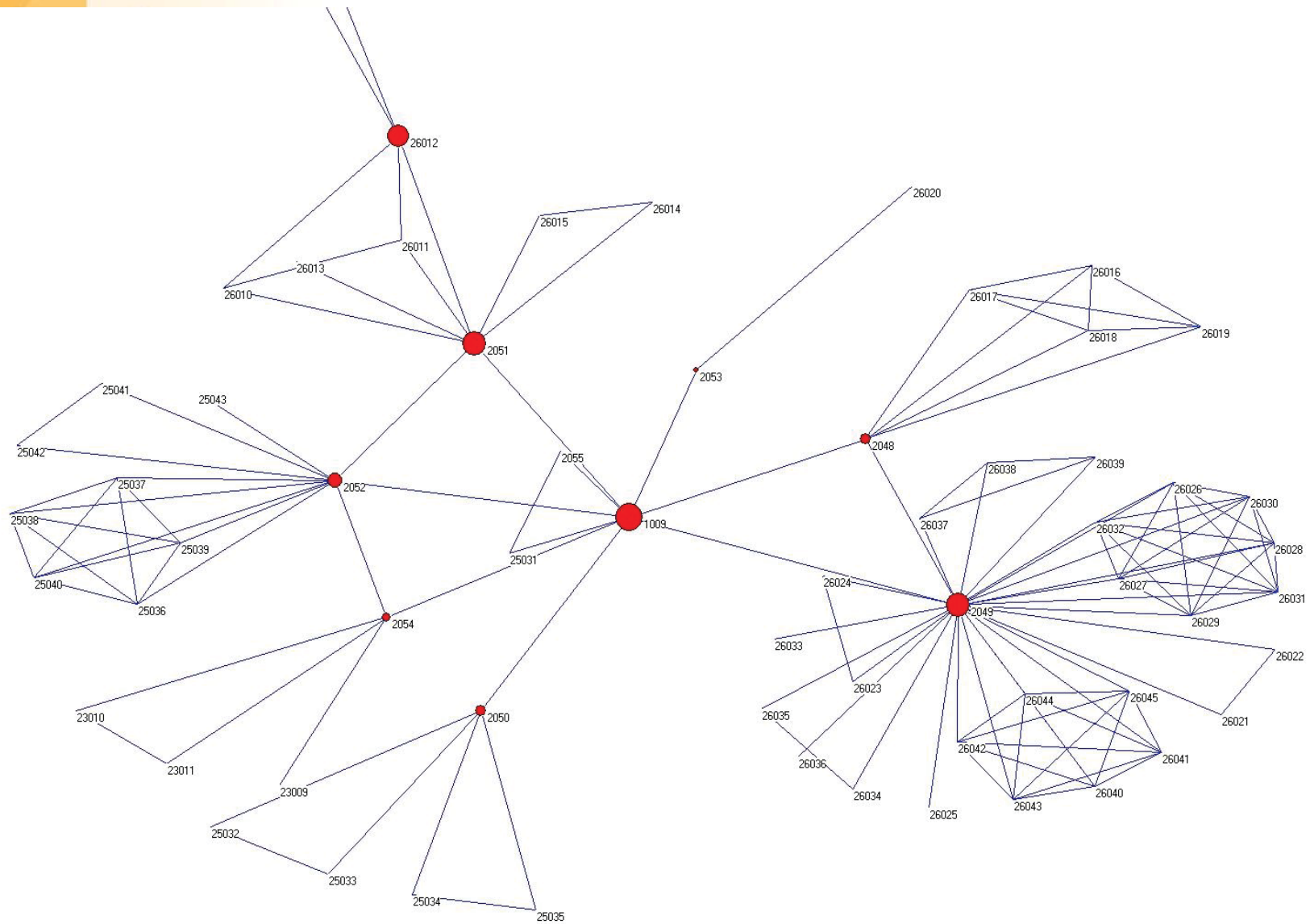
- Some individuals are more “involved” in violence than others.
- Prior research suggests that individuals who have high betweenness centrality:
 - Are those who have a high # of relationships with others involved in violence
 - Engage in more violence themselves
 - Serve as bridges between different clusters or groups of violent offenders.

Building the Network

- Began with scanning GPD reports for armed robbery and aggravated assaults in the past three years, yielding 4,913 cases and 957 unique individuals.
- Restricting the list to only those individuals with at least three contacts as a suspect or investigative lead in an aggravated assault or armed robbery, our starting list yielded 13 names.
- Going two steps out, this 13 generated a list of 68 individuals with approximately 275 dyadic relationships.

10 people can

```
graph LR; 23010 --- 23011; 25032 --- 25036; 25036 --- 25038; 25036 --- 25039; 25036 --- 25040; 25038 --- 25037; 25038 --- 25039; 25038 --- 25040; 25039 --- 25037; 25039 --- 25040; 25039 --- 25041; 25040 --- 25037; 25040 --- 25041; 25041 --- 25037; 25041 --- 25042; 25042 --- 25041;
```



Cmdr. Anderson

QUESTIONS?

The background of the slide is a solid light orange color. Overlaid on this background is a large, stylized sunburst or starburst graphic. The graphic consists of a central circular area with numerous pointed rays extending outwards, creating a sense of radiance. The rays are a slightly darker shade of orange than the background.

LUNCH BREAK



ARIZONA STATE UNIVERSITY

SMART POLICING

Data. Analysis. Solutions.

ASU Center for Violence Prevention
and Community Safety

ARIZONA STATE UNIVERSITY



■ Western Regional Training Workshop

■ Phoenix, AZ

■ May 3, 2013



ARIZONA STATE UNIVERSITY



Phoenix Police Department & Arizona State University

Phoenix Smart Policing Initiative

- Commander Michael Kurtenbach
- & Charles M. Katz, Ph.D.

Presented at the Western Regional SPI Workshop

Phoenix, AZ May 3, 2013



ASU
ARIZONA STATE UNIVERSITY

Targeted problems

- **Violence in general has declined in Phoenix but domestic violence has remained problematic**
 - 40,000 incidents of domestic violence are dispatched a year
 - Domestic violence is one of the top five call types
- **Shift in relationship with residents**
 - Police community relations complex in some communities
 - High profile events involving police-resident encounters in these same communities



City Manager Task Force

- Created in April 2010 to address residents' concerns about Police Department interactions with the community
- Developed 34 recommendations designed to increase community access to, communication with, and confidence in the Police Department
- One recommendation called for a pilot program involving the deployment of dash cameras



PPD TASER AXON Pilot Program

- Police Chief made decision to test on-officer video rather than dash cameras
- 90 day pilot program with volunteer officers from two precincts
- Pilot program policy developed in partnership with the police officer union



PPD TASER AXON T&E Findings

- Participating officers completed a post T&E survey
- Officers acknowledged that video assisted with case prosecution / incident resolution, improved accountability, and reduced personal and agency liability



On-officer video cameras

- Pilot led to decision to pursue SPI funding to more effectively evaluate camera technology
- Purchased on-officer video cameras that records interactions between residents and police.
 - Use technology to collect evidence
 - Use technology to resolve disputes and build trust with the public



The Technology

- **Software**

- Uploaded to an online web-based digital media storage platform
- Encrypted data

- **Hardware**

- Head or body- camera
- User controls, push to record, touch screen controls
- Video/audio feed and playback in field



Increase police and public accountability

- **Record police and citizen interaction**
- **Deter unprofessional conduct**
- **Disprove allegations**
- **Reduce resisting arrest and officer assault incidents**
- **Increase perceptions of legitimacy, trust and satisfaction with the police**
- **Decrease complaints**
- **Reduce civil judgments**



Increase the effectiveness of police response to domestic violence

- **Improve officer recollection for reports and court**
- **Can be used as evidence**
- **Improve charging**
- **Increased prosecution**
- **Increased conviction rates**

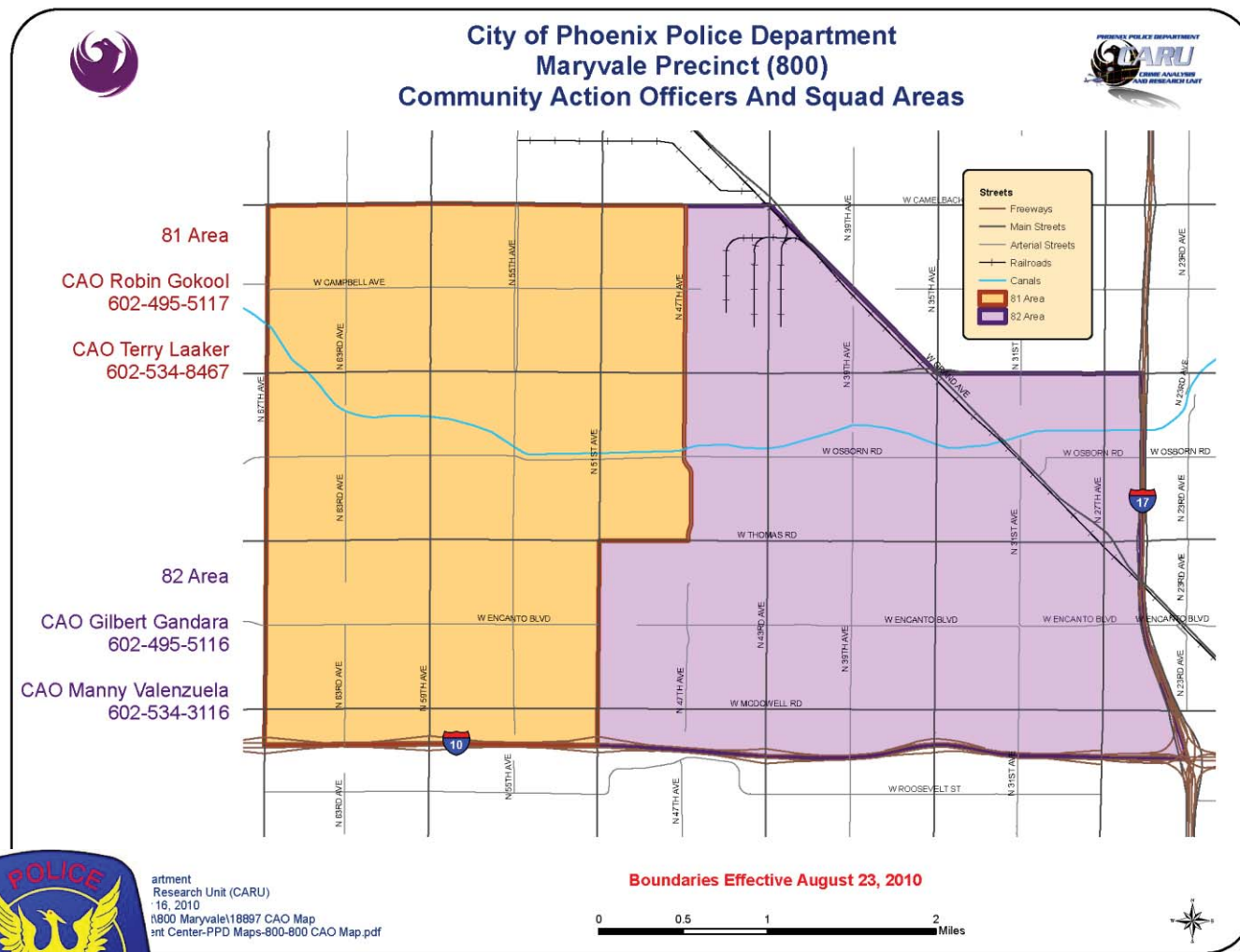


Project setting

- **Maryvale Precinct: 15 square miles with approximately 115,000 residents**
- **Large Hispanic and immigrant population, generally of lower socioeconomic status**
- **High rates of both property and violent crimes**
- **Two squads (areas 81 & 82)**
- **About 100 sworn first responders**



Maryvale Precinct



Department
Research Unit (CARU)
16, 2010
1800 Maryvale/18897 CAO Map
ent Center-PPD Maps-800-800 CAO Map.pdf



Monitoring and evaluation plan

Process evaluation

- Document the implementation process
- Describe the nature of the intervention
- Monitor how much of the intervention was delivered



Impact evaluation

- Identify short term impact
- Identify long term impact
- Identify unanticipated consequences of the project



Monitoring and evaluation plan

■ Process evaluation

- Document the implementation process
- Describe the nature of the intervention
- Monitor how much of the intervention was delivered



■ Impact evaluation

- Identify short term impact
- Identify long term impact
- Identify unanticipated consequences of the project



Quasi-experimental design

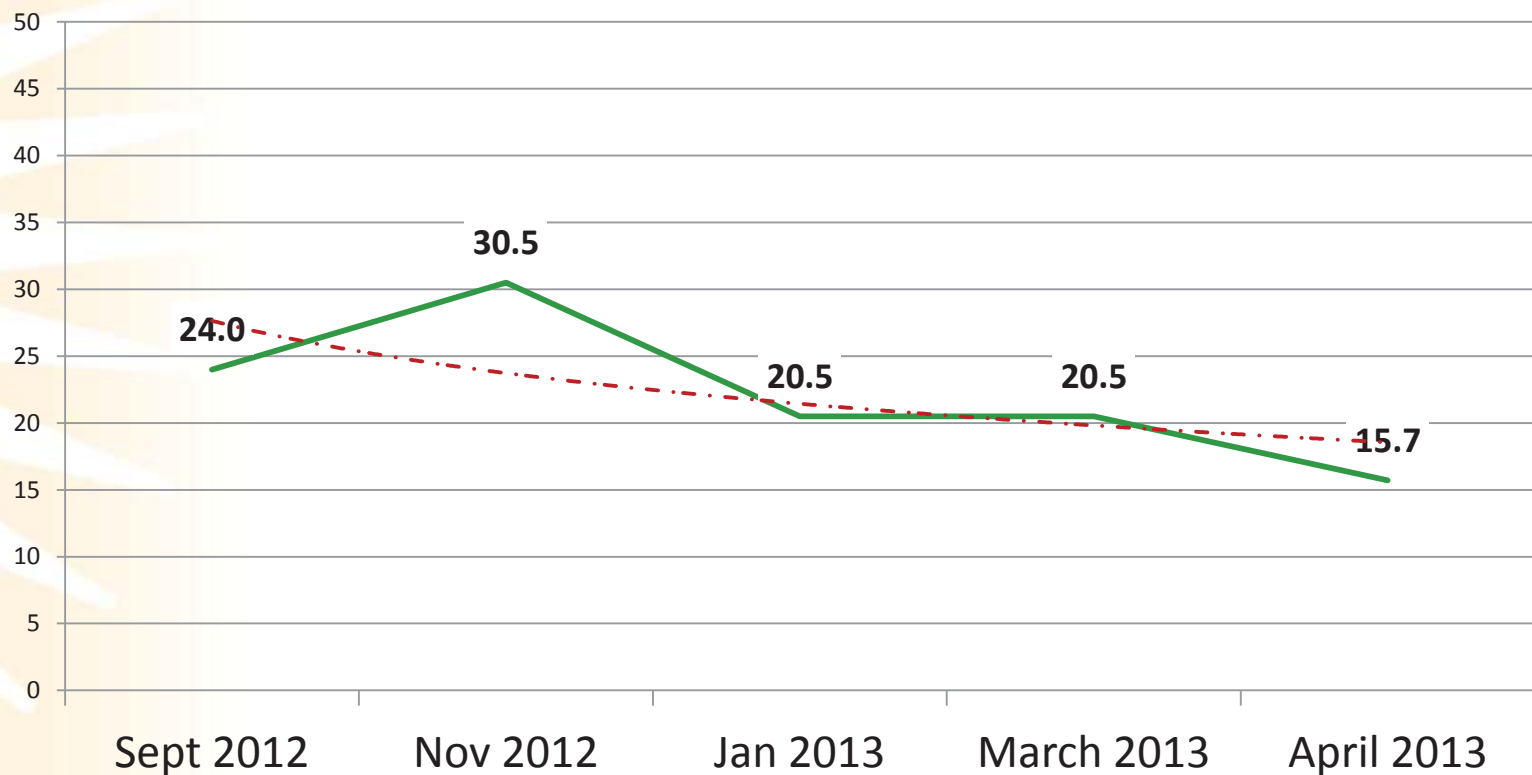
- **Repeated measures from the below sources**

- Police/court data
- Administrative records
- Officer self-report surveys
- Meta-data from cameras
- Interviews with officers



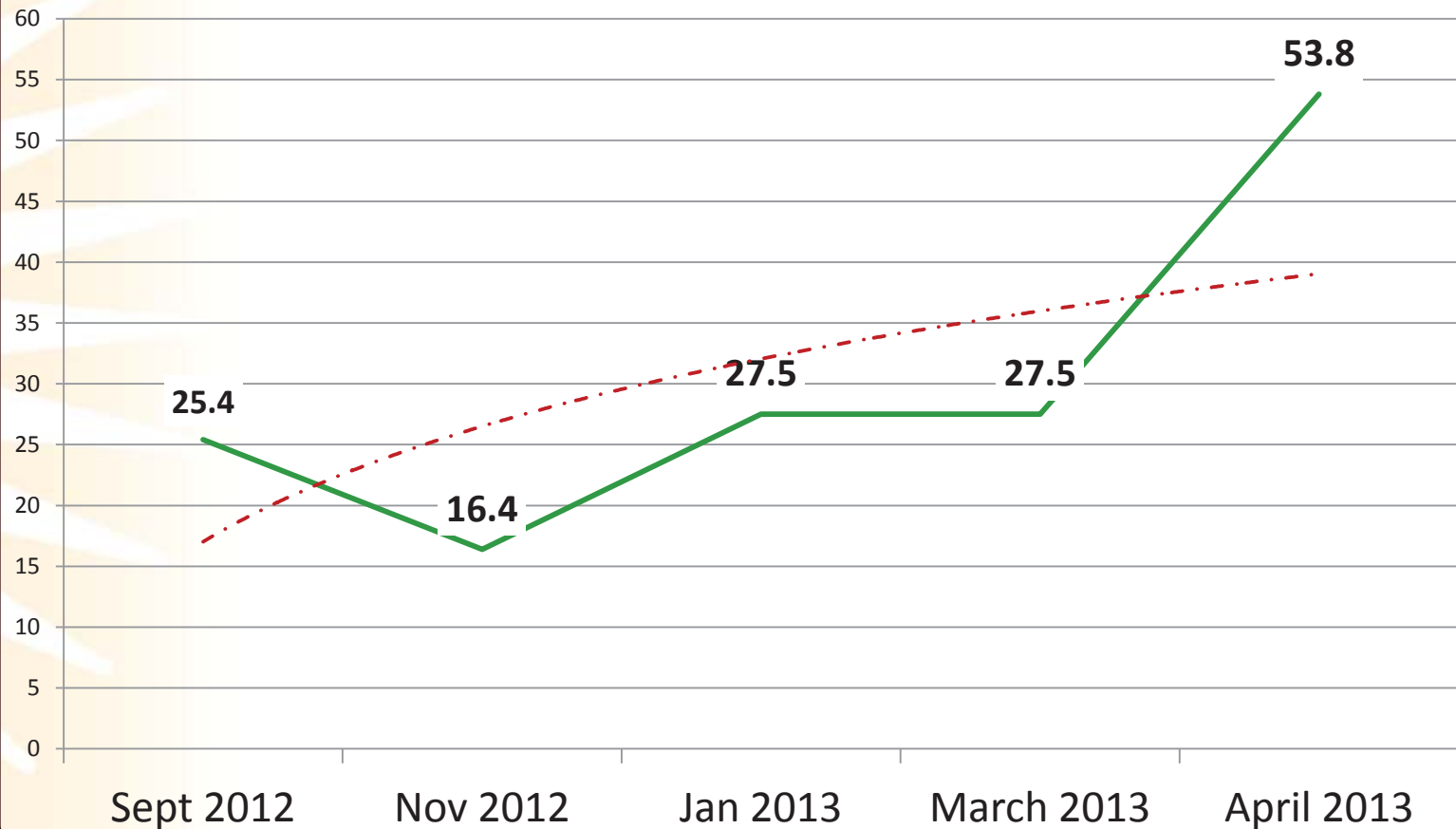
Preliminary Findings – Officer Perception Citizen Interaction

**Cameras will increase citizen
complaints against officers**



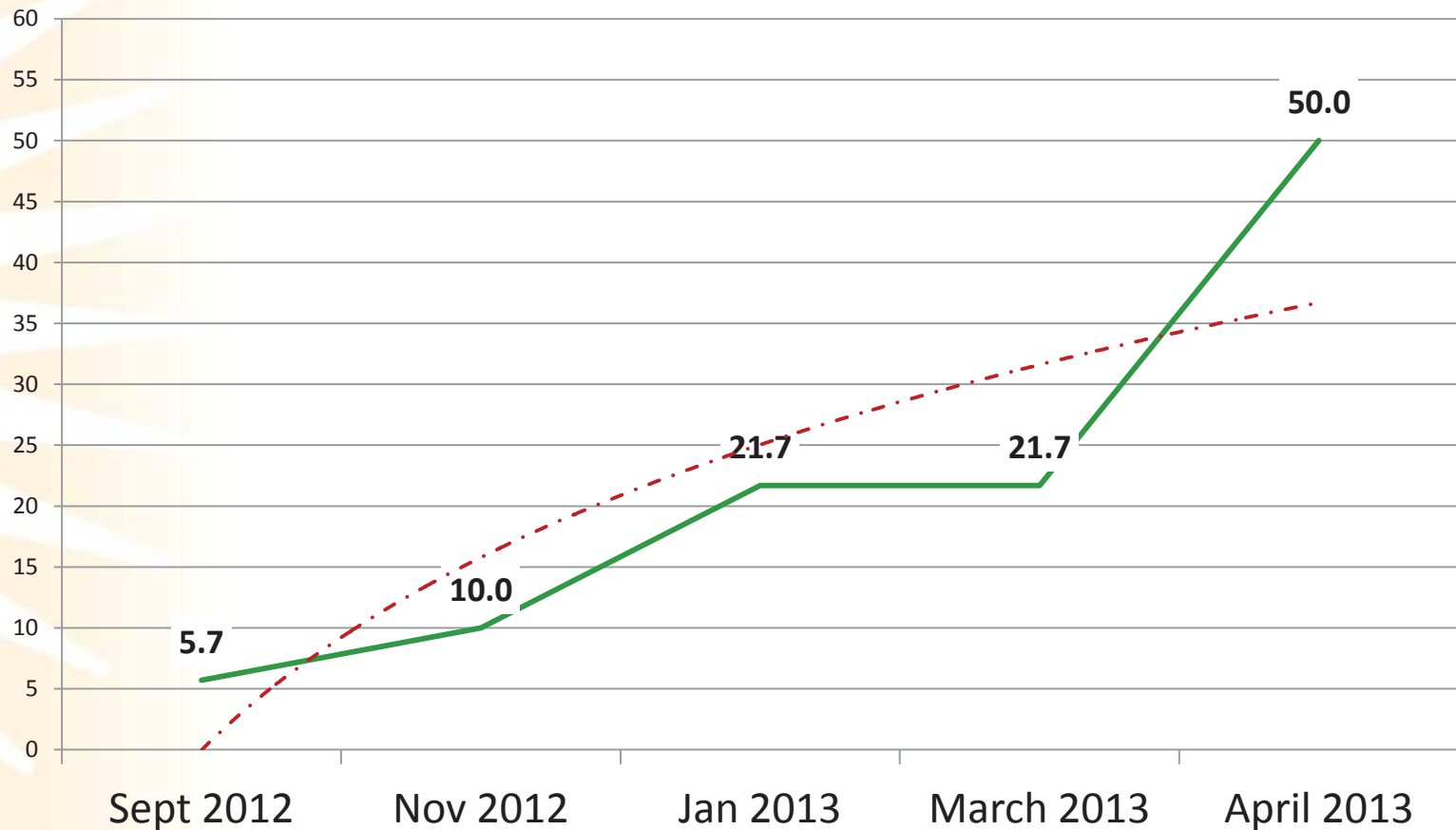
Preliminary Findings – Officer Perception Ease of Use

Equipment is easy to use



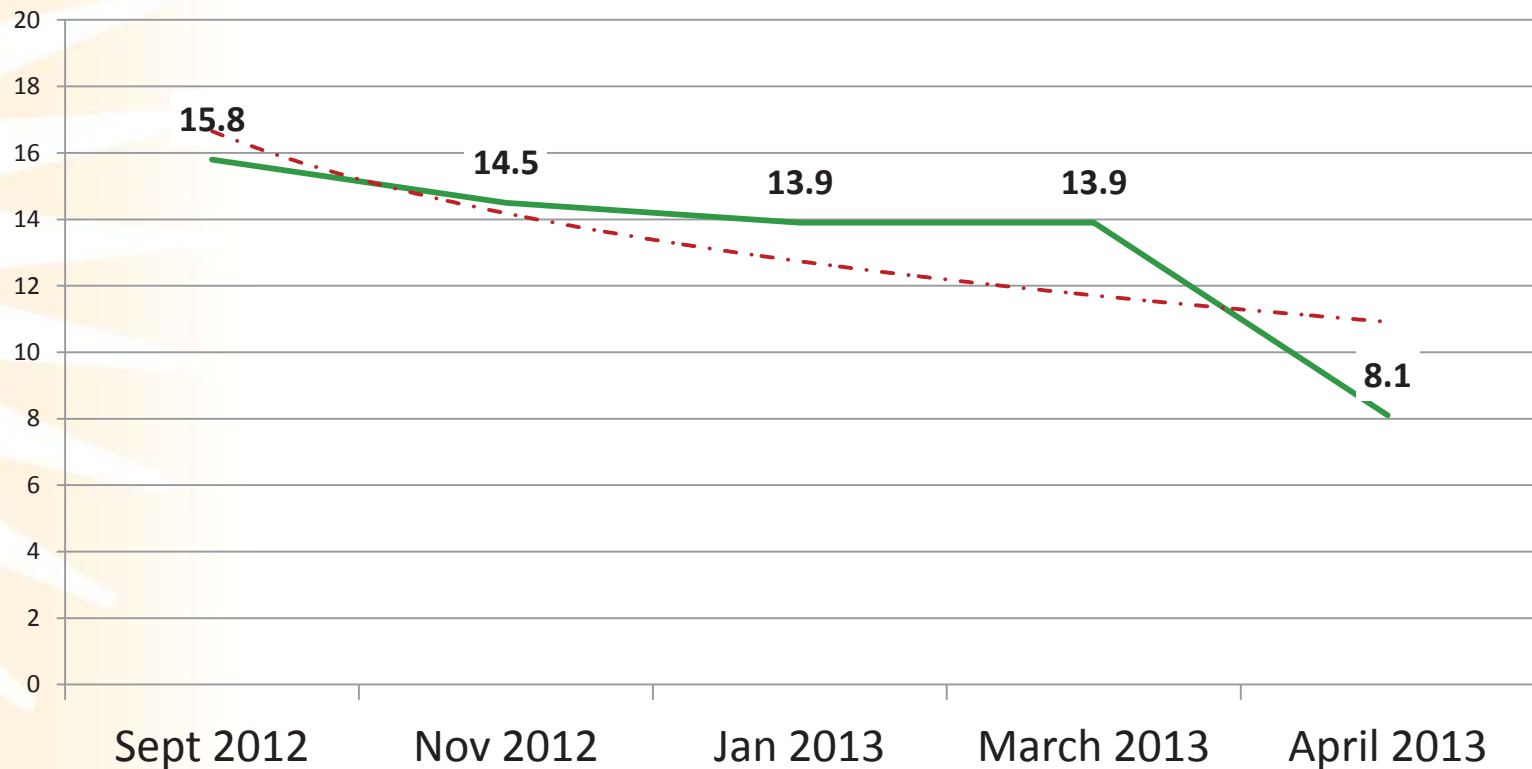
Preliminary Findings – Officer Perception Comfortable

Equipment is comfortable to wear



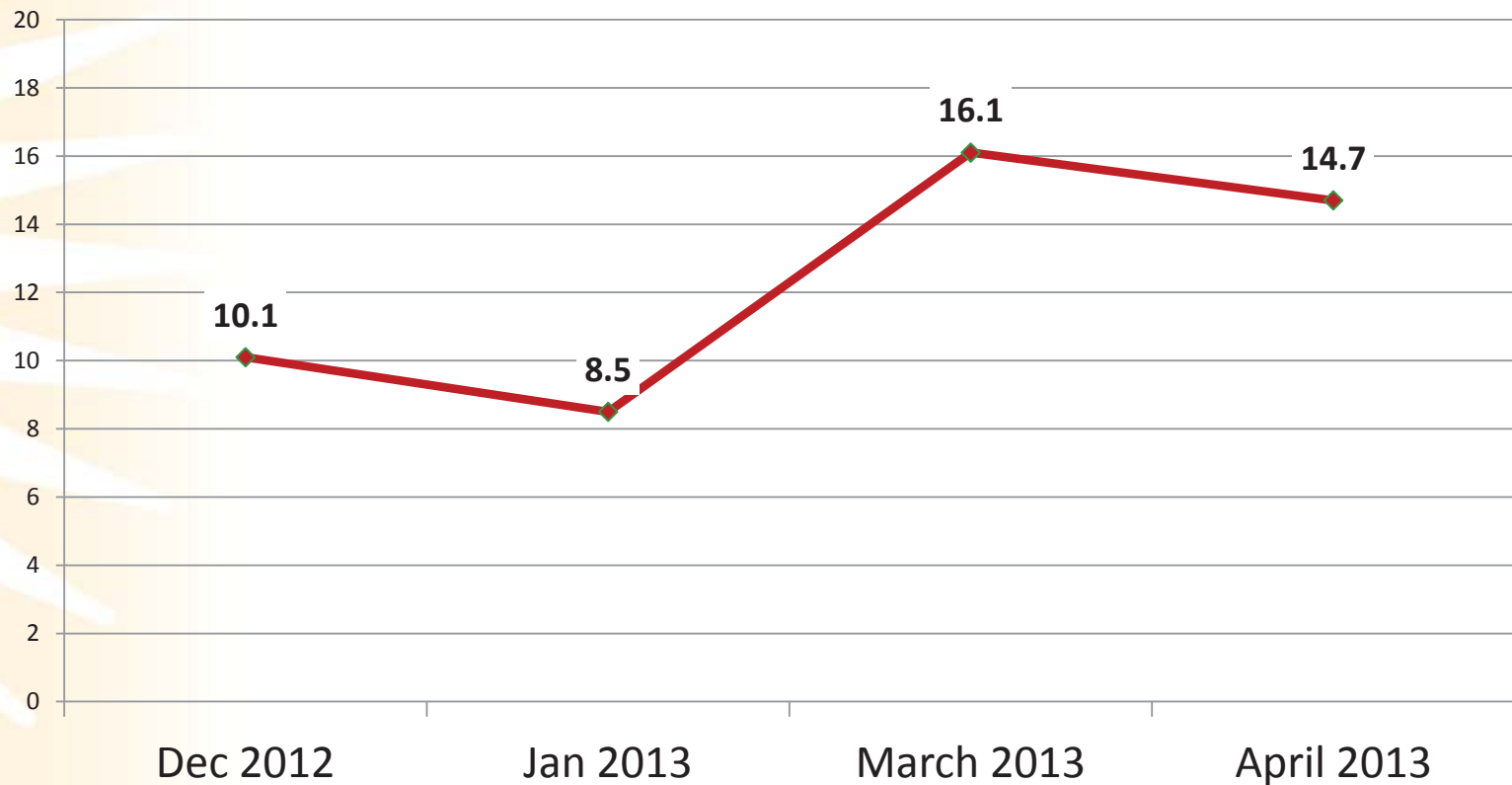
Preliminary Findings – Officer Perception Citywide use

**Cameras should be adopted
throughout the city**



Preliminary Findings – Field Contacts Helpful or Harmful?

Camera would be Helpful or Very Helpful in this Encounter



QUESTIONS?





Closing Remarks

James “Chip” Coldren & Hildy Saizow